

# European Society of Cardiology/Heart Failure Association position paper on the role and safety of new glucose-lowering drugs in patients with heart failure

**Petar M. Seferović<sup>1,2\*</sup>, Andrew J.S. Coats<sup>3</sup>, Piotr Ponikowski<sup>4</sup>, Gerasimos Filippatos<sup>5,6</sup>, Martin Huelsmann<sup>7</sup>, Pardeep S. Jhund<sup>8</sup>, Marija M. Polovina<sup>1,9</sup>, Michel Komajda<sup>10</sup>, Jelena Seferović<sup>1,11</sup>, Ibrahim Sari<sup>12</sup>, Francesco Cosentino<sup>13</sup>, Giuseppe Ambrosio<sup>14</sup>, Marco Metra<sup>15</sup>, Massimo Piepoli<sup>16</sup>, Ovidiu Chioncel<sup>17,18</sup>, Lars H. Lund<sup>19</sup>, Thomas Thum<sup>20</sup>, Rudolf A. De Boer<sup>21</sup>, Wilfried Mullens<sup>22,23</sup>, Yuri Lopatin<sup>24</sup>, Maurizio Volterrani<sup>25</sup>, Loreena Hill<sup>26</sup>, Johann Bauersachs<sup>27</sup>, Alexander Lyon<sup>28</sup>, Mark C. Petrie<sup>29</sup>, Stefan Anker<sup>30</sup>, and Giuseppe M.C. Rosano<sup>31</sup>**

<sup>1</sup>Faculty of Medicine, University of Belgrade, Belgrade, Serbia; <sup>2</sup>Serbian Academy of Sciences and Arts, Belgrade, Serbia; <sup>3</sup>Pharmacology, Centre of Clinical and Experimental Medicine, IRCCS San Raffaele Pisana, Rome, Italy; <sup>4</sup>Centre for Heart Diseases, Wrocław Medical University, Wrocław, Poland; <sup>5</sup>University of Cyprus Medical School, Nicosia, Cyprus; <sup>6</sup>Athens University Hospital Attikon, National and Kapodistrian University of Athens, Athens, Greece; <sup>7</sup>Division of Cardiology, Department of Medicine II, Medical University of Vienna, Vienna, Austria; <sup>8</sup>British Heart Foundation, Cardiovascular Research Centre, University of Glasgow, Glasgow, UK; <sup>9</sup>Department of Cardiology, Clinical Centre of Serbia, Belgrade, Serbia; <sup>10</sup>Institute of Cardiometabolism and Nutrition (ICAN), Pierre et Marie Curie University, Paris VI, La Pitié-Salpêtrière Hospital, Paris, France; <sup>11</sup>Clinic for Endocrinology, Diabetes and Metabolic Disorders, Clinical Centre, Belgrade, Serbia; <sup>12</sup>Department of Cardiology, Faculty of Medicine, Marmara University, Istanbul, Turkey; <sup>13</sup>Cardiology Unit, Department of Medicine, Karolinska Institute and Karolinska University Hospital, Stockholm, Sweden; <sup>14</sup>Division of Cardiology, University of Perugia, Perugia, Italy; <sup>15</sup>Cardiology, Department of Medical and Surgical Specialties, Radiological Sciences, and Public Health, University of Brescia, Brescia, Italy; <sup>16</sup>Heart Failure Unit, Cardiology, G. da Saliceto Hospital, Piacenza, Italy; <sup>17</sup>University of Medicine Carol Davila, Bucharest, Romania; <sup>18</sup>Emergency Institute for Cardiovascular Diseases, Bucharest, Romania; <sup>19</sup>Department of Medicine, Karolinska Institutet, and Heart and Vascular Theme, Karolinska University Hospital, Stockholm, Sweden; <sup>20</sup>Hannover Medical School, Institute of Molecular and Translational Therapeutic Strategies, Hannover, Germany; <sup>21</sup>Department of Cardiology, University Medical Center Groningen, University of Groningen, Groningen, The Netherlands; <sup>22</sup>Faculty of Medicine and Life Sciences, BIOMED - Biomedical Research Institute, Hasselt University, Diepenbeek, Belgium; <sup>23</sup>Department of Cardiology, Ziekenhuis Oost, Genk, Belgium; <sup>24</sup>Regional Cardiology Centre Volgograd, Volgograd State Medical University, Volgograd, Russia; <sup>25</sup>Department of Cardiology, IRCCS San Raffaele Pisana, Rome, Italy; <sup>26</sup>School of Nursing and Midwifery, Queen's University Belfast, Belfast, UK; <sup>27</sup>Department of Cardiology and Angiology, Medical School Hannover, Hannover, Germany; <sup>28</sup>National Heart and Lung Institute, Imperial College London and Royal Brompton Hospital, London, UK; <sup>29</sup>Institute of Cardiovascular and Medical Sciences, British Heart Foundation Glasgow Cardiovascular Research Centre, University of Glasgow, Glasgow, UK; <sup>30</sup>Department of Cardiology (CVK), Berlin Institute of Health Center for Regenerative Therapies (BCRT), German Centre for Cardiovascular Research (DZHK) partner site Berlin, Charité Universitätsmedizin Berlin, Berlin, Germany; and <sup>31</sup>Department of Medical Sciences, IRCCS San Raffaele Pisana, Rome, Italy

Received 1 August 2019; revised 9 October 2019; accepted 16 October 2019; online publish-ahead-of-print 9 December 2019

Type 2 diabetes mellitus (T2DM) is common in patients with heart failure (HF) and associated with considerable morbidity and mortality. Significant advances have recently occurred in the treatment of T2DM, with evidence of several new glucose-lowering medications showing either neutral or beneficial cardiovascular effects. However, some of these agents have safety characteristics with strong practical implications in HF [i.e. dipeptidyl peptidase-4 (DPP-4) inhibitors, glucagon-like peptide-1 receptor agonists (GLP-1 RA), and sodium–glucose co-transporter type 2 (SGLT-2) inhibitors].

\*Corresponding author. University of Belgrade, Faculty of Medicine and Heart Failure Center, Belgrade University Medical Centre, 8 Koste Todorovića, 11000 Belgrade, Serbia. Tel/Fax: +381 11 3614738, Email: seferovic.petar@gmail.com

Regarding safety of DPP-4 inhibitors, saxagliptin is not recommended in HF because of a greater risk of HF hospitalisation. There is no compelling evidence of excess HF risk with the other DPP-4 inhibitors. GLP-1 RAs have an overall neutral effect on HF outcomes. However, a signal of harm suggested in two small trials of liraglutide in patients with reduced ejection fraction indicates that their role remains to be defined in established HF. SGLT-2 inhibitors (empagliflozin, canagliflozin and dapagliflozin) have shown a consistent reduction in the risk of HF hospitalisation regardless of baseline cardiovascular risk or history of HF. Accordingly, SGLT-2 inhibitors could be recommended to prevent HF hospitalisation in patients with T2DM and established cardiovascular disease or with multiple risk factors. The recently completed trial with dapagliflozin has shown a significant reduction in cardiovascular mortality and HF events in patients with HF and reduced ejection fraction, with or without T2DM. Several ongoing trials will assess whether the results observed with dapagliflozin could be extended to other SGLT-2 inhibitors in the treatment of HF, with either preserved or reduced ejection fraction, regardless of the presence of T2DM. This position paper aims to summarise relevant clinical trial evidence concerning the role and safety of new glucose-lowering therapies in patients with HF.

## Keywords

Heart failure • Type 2 diabetes mellitus • Cardiovascular risk • Hospitalisation • Sodium–glucose co-transporter type 2 inhibitor • Glucagon-like peptide-1 receptor agonist • Dipeptidyl peptidase-4 inhibitor • Clinical trial

## Introduction

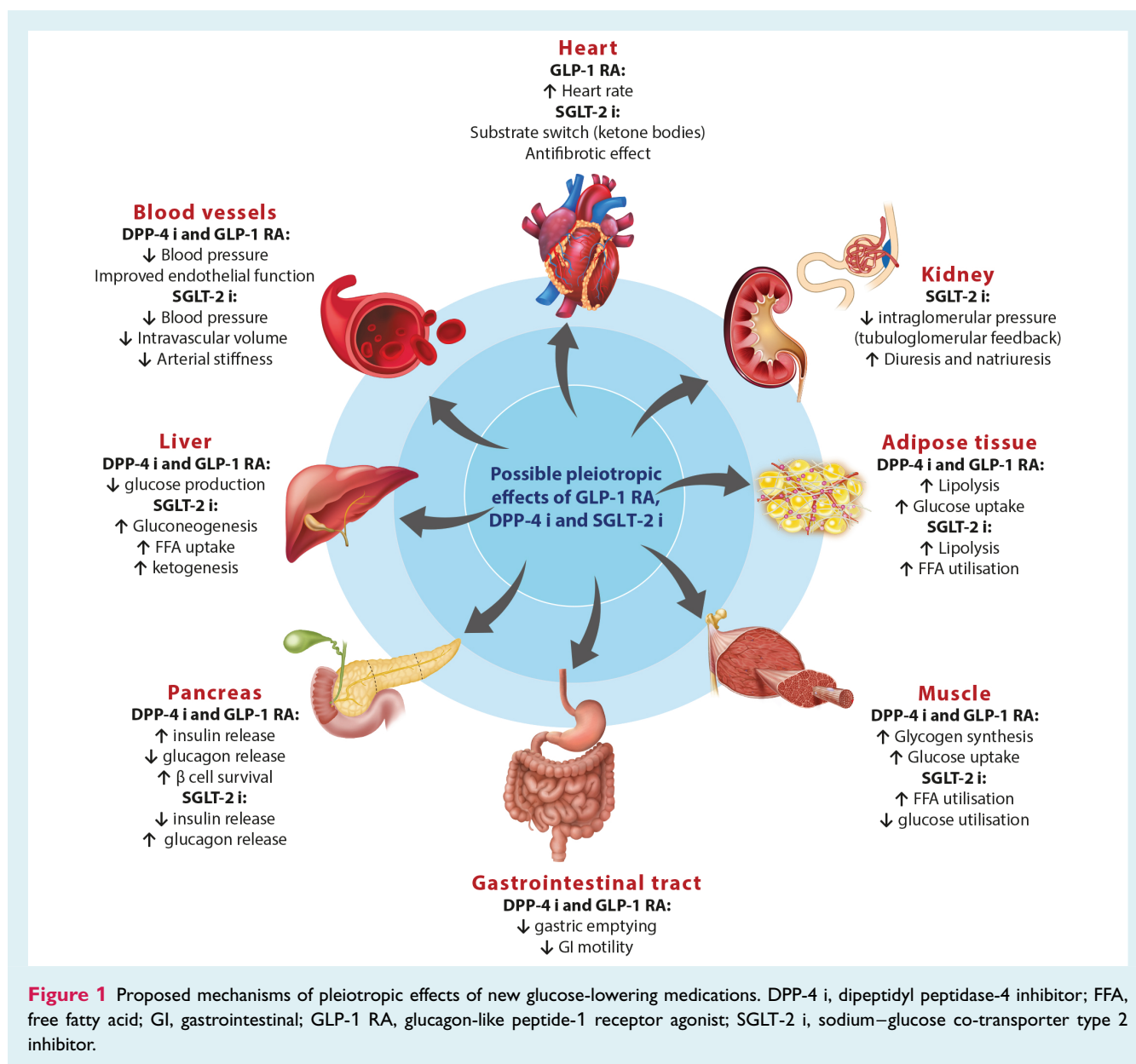
Type 2 diabetes mellitus (T2DM) is common (~20–40%) in patients with heart failure (HF),<sup>1</sup> and is associated with worse symptoms and quality of life, a greater burden of HF hospitalisation, and higher mortality rates compared to patients without T2DM.<sup>2–7</sup> Increased levels of glycosylated haemoglobin (HbA<sub>1c</sub>) have been associated with increased morbidity and mortality in patients with T2DM and HF not receiving treatment with glucose-lowering drugs.<sup>8,9</sup> However, once treatment of T2DM has been initiated, this relationship may no longer be linear. Most data suggest that mortality risk in patients with HF is lowest with moderate glycaemic control (i.e. HbA<sub>1c</sub> levels 7.0–7.9%).<sup>10–14</sup> Therefore, the 2016 European Society of Cardiology (ESC) guidelines for the diagnosis and treatment of HF stipulate that adequate glycaemic control should be achieved gradually and leniently, with agents shown to be safe and effective.<sup>15</sup> A holistic approach to T2DM management in HF should also include blood pressure, body weight, and lipid control, while avoiding hypoglycaemia, which is associated with a greater risk of death<sup>16</sup> and may be a cause of increased mortality in diabetic patients with HF on insulin therapy.<sup>17</sup> However, this may be challenging in clinical practice, as older age, frailty and multiple co-morbidities, including coronary artery disease and chronic kidney disease (CKD),<sup>6,18</sup> increase the vulnerability to adverse drug effects in many patients with T2DM and HF.

New glucose-lowering medications [i.e. dipeptidyl peptidase-4 (DPP-4) inhibitors,<sup>19</sup> glucagon like peptide-1 receptor agonists (GLP-1 RA),<sup>20</sup> and sodium–glucose co-transporter type 2 (SGLT-2) inhibitors<sup>21</sup>] may have effects beyond glycaemic control pertinent to cardiovascular (CV) risk reduction in T2DM. Figure 1 provides a summary of several proposed pleiotropic mechanisms that extend the benefits of new glucose-lowering medications beyond glycaemic control to include positive metabolic, renal, vascular and haemodynamic effects.<sup>22</sup> At present, the exact mechanism(s) underlying favourable CV effects of these medications in

humans are unclear and are under assessment in several mechanistic studies. However, the results from large CV outcome trials (CVOTs) have shown a comprehensive CV risk reduction with some of the new glucose-lowering agents, in particular with GLP-1 RA and SGLT-2 inhibitors, in patients with T2DM and established CV disease or with multiple risk factors. However, clinically relevant issues have been raised about the effectiveness and safety of these medications relevant for HF outcomes. Therefore, the purpose of this position paper is to summarize clinical trial data on the role and safety of these new evidence-based therapies for the treatment of T2DM in patients with HF.

## Heart failure outcomes in cardiovascular outcome trials with new glucose-lowering medications

Since 2008 and 2012, the Food and Drug Administration (FDA) and the European Medicines Agency (EMA), respectively, have required that CVOTs investigating novel glucose-lowering medications are designed to evaluate CV safety. To minimize potential confounding by differences in glycaemic control between the treatment groups, CVOTs promoted a concept of 'glycaemic equipoise' (i.e. maintenance of similar glycaemic levels during the trial) between the treatment arms. In the majority of CVOTs, primary outcome has been a composite of the three major adverse CV events (3-point MACE) comprising CV death, non-fatal myocardial infarction (MI) and non-fatal stroke. Two trials also included hospitalisation for unstable angina (4-point MACE),<sup>23,24</sup> and one trial had two co-primary outcomes (the 3-point MACE and a composite of CV mortality and HF hospitalisation).<sup>25</sup> Most patients had a history of long-standing T2DM and established atherosclerotic CV disease (or alternatively were at high CV risk) and, therefore, the evidence



derived from these trials is most compelling for secondary prevention of CV events. Despite the undisputed relevance of HF in patients with T2DM, none of these trials included HF events as a component of the primary outcome. However, hospitalisation for HF was a pre-specified secondary outcome in all trials, and a co-primary composite outcome in one of the trials with SGLT-2 inhibitors.<sup>25</sup> Until recently, the generalisation of trial results to individuals with HF was hampered by the relatively modest number of patients with a history of HF enrolled, ranging 9–28% (Tables 1–3) and limited characterisation of HF in terms of left ventricular (LV) ejection fraction (LVEF), aetiology, functional class or biomarker levels, either at baseline, or during the follow-up, with a possible exception, to some extent, of DECLARE–TIMI 58 trial (Dapagliflozin Effect on Cardiovascular Events – Thrombolysis in Myocardial Infarction 58).<sup>25</sup> However, recently completed

DAPA-HF (Effect of Dapagliflozin on the Incidence of Worsening Heart Failure or Cardiovascular Death in Patients With Chronic Heart Failure) has shown a significant reduction in CV mortality and HF events with dapagliflozin vs. placebo among patients with HF and reduced ejection fraction (HFrEF), regardless of T2DM status, suggesting that these medications could be beneficial in the treatment of HF.<sup>26</sup> Furthermore, observational and registry data suggest similar efficacy and safety characteristics of the new glucose-lowering drugs in ‘real-world’ settings (compared with CVOTs),<sup>27,28</sup> but current data are still limited.

## Dipeptidyl peptidase-4 inhibitors

The CVOTs with DPP-4 inhibitors (saxagliptin, alogliptin, sitagliptin, and linagliptin) have demonstrated non-inferiority to placebo in

**Table 1** Risk of heart failure hospitalisation in cardiovascular outcome trials with dipeptidyl peptidase-4 inhibitors

Medication	Trial	Patients, <i>n</i>	Patient characteristics	HbA <sub>1c</sub> (mean)	History of HF	Follow-up (mean or median)	HF hospitalisation (HR, 95% CI) <sup>a</sup>	P-value
Saxagliptin	SAVOR-TIMI 53 <sup>29,30</sup>	16 492	Established CVD; multiple CV risk factors	8.0%	2105 (13%)	2.1 years	1.27 (1.07–1.51)	0.007
Alogliptin	EXAMINE <sup>31</sup>	5380	Recent acute coronary syndrome	8.0%	1533 (28%)	1.5 years	1.07 (0.79–1.46)	0.66
Sitagliptin	TECOS <sup>23</sup>	14 671	Established CVD	7.2%	2643 (18%)	3 years	1.00 (0.83–1.20)	0.98
Linagliptin	CARMELINA <sup>32</sup>	6991	High CV and renal risk	~7.9%	1876 (27%)	2.2 years	0.90 (0.74–1.08)	0.26

CI, confidence interval; CV, cardiovascular; CVD, cardiovascular disease; HbA<sub>1c</sub>, glycated haemoglobin; HF, heart failure; HR, hazard ratio.<sup>a</sup>Treatment vs. placebo.**Table 2** Risk of heart failure hospitalisation in cardiovascular outcome trials with glucagon-like peptide-1 receptor agonists

Medication	Trial	Patients, <i>n</i>	Patient characteristics	HbA <sub>1c</sub> (mean)	History of HF	Follow-up (mean or median)	HF hospitalisation (HR, 95% CI) <sup>a</sup>	P-value
Lixisenatide	ELIXA <sup>24</sup>	6068	Recent acute coronary syndrome	~7.7%	1358 (22%)	2.1 years	0.96 (0.75–1.23)	0.75
Liraglutide	LEADER <sup>41</sup>	9340	Age ≥50 years and established CVD Age ≥60 years and CV risk factors	8.7%	1667 (18%)	3.8 years	0.87 (0.73–1.05)	0.14
Semaglutide (subcutaneous)	SUSTAIN-6 <sup>42</sup>	3297	Age ≥50 years and established CVD Age ≥60 years and CV risk factors	8.7%	777 (24%)	2.1 years	1.11 (0.77–1.61)	0.57
Semaglutide (oral)	PIONEER 6 <sup>39</sup>	3183	Age ≥50 years and established CVD; Age ≥60 years and CV risk factors	8.2%	388 (12%)	1.3 years	0.86 (0.48–1.55)	–
Exenatide	EXSCEL <sup>40</sup>	14 752	Established CVD (73%) CV risk factors (37%)	8.0%	2389 (16%)	3.2 years	0.94 (0.78–1.13)	–
Albiglutide	Harmony Outcome <sup>44</sup>	9463	Established CVD	~8.7%	1922 (20%)	1.5 years	0.85 (0.70–1.04) <sup>b</sup>	0.11
Dulaglutide	REWIND <sup>45</sup>	9901	Established CVD (31.5%) CV risk factors (68.5%)	~7.3%	853 (8.6%)	5.4 years	0.93 (0.77–1.12) <sup>c</sup>	0.46

CI, confidence interval; CV, cardiovascular; CVD, cardiovascular disease; HbA<sub>1c</sub>, glycated haemoglobin; HF, heart failure; HR, hazard ratio.<sup>a</sup>Treatment vs. placebo.<sup>b</sup>A composite of CV death or HF hospitalisation.<sup>c</sup>HF hospitalisation or urgent HF visit.

respect to primary 3-point MACE, but they have not shown superiority. A summary of CVOT results with DPP-4 inhibitors is presented in Figure 2. Despite a consistently neutral effect on the primary composite outcome, the rates of HF hospitalisation were different among the DPP-4 inhibitors (Table 1). In the SAVOR-TIMI 53 trial (Saxagliptin Assessment of Vascular Outcomes Recorded in patients with diabetes mellitus – Thrombolysis In Myocardial Infarction 53),<sup>29</sup> a statistically significant increase of 27% in hospitalisation for HF was observed in patients randomised to saxagliptin vs. placebo [3.5% vs. 2.8%; hazard ratio (HR) 1.27; 95% confidence

interval (CI) 1.07–1.53].<sup>30</sup> The EXAMINE trial (Examination of Cardiovascular Outcomes vs. Standard of Care in Patients with Type 2 Diabetes and Acute Coronary Syndrome) demonstrated a non-significant trend towards increased risk of HF hospitalisation with alogliptin vs. placebo (3.1% vs. 2.9%; HR 1.07; 95% CI 0.79–1.46).<sup>31</sup> In TECOS (Trial Evaluating Cardiovascular Outcome with Sitagliptin), sitagliptin demonstrated no effect on the risk of HF hospitalisation compared to placebo (3.1% vs. 3.1%; HR 1.00; 95% CI 0.84–1.20).<sup>23</sup> In the most recent trial investigating this class of agents, CARMELINA (Effect of Linagliptin vs. Placebo on Major

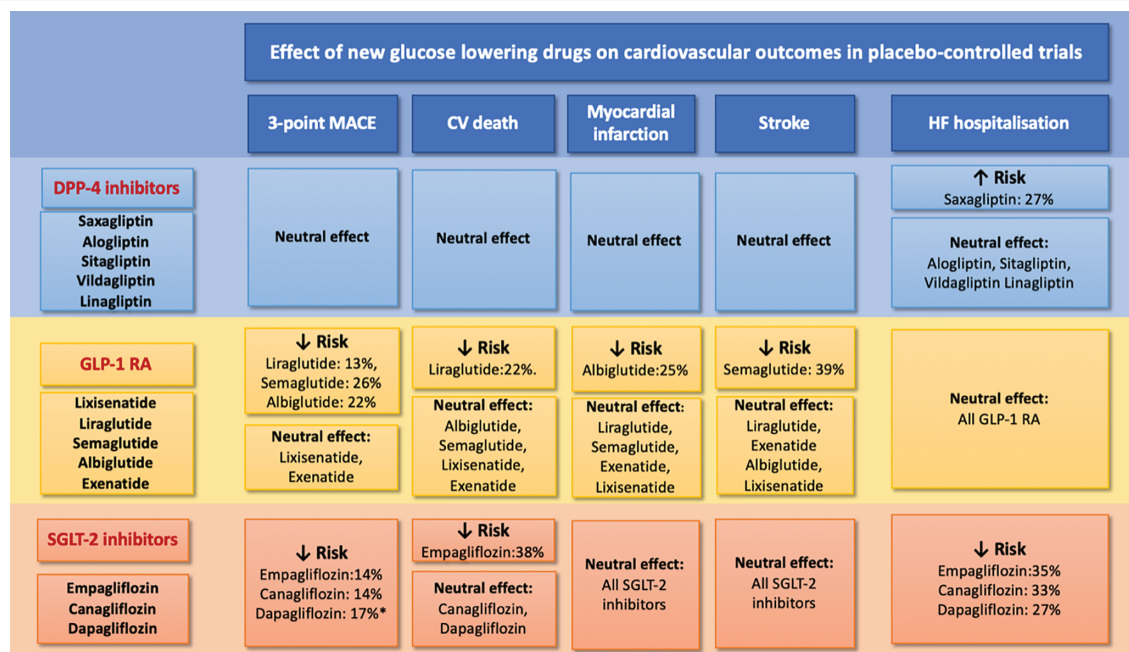
**Table 3** Risk of heart failure hospitalisation in cardiovascular outcome trials with sodium–glucose co-transporter type 2 inhibitors

Medication	Trial	Patients, n	Patient characteristics	HbA <sub>1c</sub> (mean)	History of HF	Follow-up (mean or median)	HF hospitalisation (HR, 95% CI) <sup>a</sup>	P-value
Empagliflozin	EMPA-REG OUTCOME <sup>56</sup>	7020	Established CVD	8.1%	10%	3.1 years	0.65 (0.50–0.85)	0.002
Canagliflozin	CANVAS Program <sup>60</sup>	10 142	Established CVD (66%) CV risk factors (34%)	8.2%	14%	3.2 years	0.67 (0.52–0.87)	–
Canagliflozin	CREDENCE <sup>62</sup>	4401	Albuminuric chronic kidney disease <sup>b</sup>	8.3%	~15%	2.62 years	0.61 (0.47–0.80)	<0.001
Dapagliflozin	DECLARE–TIMI 58 <sup>63</sup>	17 160	Established CVD (41%) CV risk factors (59%)	8.3%	10%	4.2 years	0.73 (0.61–0.88)	–
Dapagliflozin	DAPA-HF <sup>26</sup>	4744	Symptomatic HF (NYHA class II–IV), NT-proBNP ≥600 pg/mL (or ≥400 pg/mL if hospitalised for HF within the previous 12 months; if AF/AfI ≥900 pg/mL).	A history of T2DM: 42%	100%	1.5 years	0.70 (0.59–0.83)	–

AF, atrial fibrillation; AfI, atrial flutter; CI, confidence interval; CV, cardiovascular; CVD, cardiovascular disease; HbA<sub>1c</sub>, glycated haemoglobin; HF, heart failure; HR, hazard ratio; NT-proBNP, N-terminal pro-B-type natriuretic peptide; NYHA, New York Heart Association; T2DM, type 2 diabetes mellitus.

<sup>a</sup>Treatment vs. placebo.

<sup>b</sup>Estimated glomerular filtration rate: 30 to <90 mL/min/1.73 m<sup>2</sup> and albuminuria: albumin-to-creatinine ratio >300 to 5000 mg/g.



**Figure 2** Summary of clinical trial results with new glucose-lowering medications in patients with type 2 diabetes mellitus. CV, cardiovascular; HF, heart failure; MACE, major adverse cardiovascular events; DPP-4, dipeptidyl peptidase-4; GLP-1 RA, glucagon-like peptide-1 receptor agonist; SGLT-2, sodium–glucose co-transporter type 2. \*In the co-primary efficacy analyses, dapagliflozin did not reduce the risk of 3-point MACE (hazard ratio 0.93; 95% confidence interval 0.84–1.03;  $P = 0.17$ ) but did result in a lower risk of CV death or hospitalization for HF (hazard ratio 0.83; 95% confidence interval 0.73–0.95;  $P = 0.005$ ).



Cardiovascular Events in Adults With Type 2 Diabetes and High Cardiovascular and Renal Risk), there was no significant effect of linagliptin vs. placebo treatment on the risk of HF hospitalisation (2.8% vs. 3.0%; HR 0.90; 95% CI 0.74–1.08),<sup>32</sup> as well as other HF outcomes, including CV death or HF hospitalisation (HR 0.94; 95% CI 0.82–1.08), or recurrent HF hospitalisation events (326 vs. 359 events, respectively; rate ratio, 0.94; 95% CI 0.75–1.20).<sup>33</sup>

Whether DPP-4 inhibitors increase the risk of HF in general, or exhibit within-class differences, is not completely understood. A post hoc analysis of SAVOR-TIMI 53 has suggested a higher risk with saxagliptin in patients with a history of HF, renal dysfunction [estimated glomerular filtration rate (eGFR) <60 mL/min<sup>34</sup>] and higher baseline levels of N-terminal pro-B-type natriuretic peptide (NT-proBNP).<sup>30</sup> However, this was not observed with alogliptin in a post hoc analysis of EXAMINE, in which the risk of HF hospitalisation was unaffected by the above-mentioned factors.<sup>31</sup> Notably, the higher incidence of HF hospitalisation has not resulted in excess all-cause or CV mortality in the group treated with either saxagliptin in SAVOR-TIMI 53, or alogliptin in EXAMINE.<sup>29,35</sup> In a pre-specified sub-analysis of CARMELINA, linagliptin was safe for HF outcomes in patients with or without prior HF, irrespective of LVEF, and across a spectrum of renal impairment.<sup>33</sup> In the smaller VIVID study (Effects of Vildagliptin on Ventricular Function in Patients with Type 2 Diabetes Mellitus and Heart Failure), vildagliptin had no significant effect on LVEF, B-type natriuretic peptide levels, or HF status in patients with HFrEF.<sup>36</sup> However, treatment with vildagliptin resulted in an increase in LV volumes and more deaths compared with placebo (8.6% vs. 3.2%), albeit with no consistent pattern and not reaching statistical significance.<sup>36</sup> The clinical significance of these findings remains to be determined.

Several meta-analyses of these trials have indicated either a higher risk of HF in patients with established CV disease,<sup>37</sup> or a higher HF risk associated with saxagliptin, but not with other DPP-4 inhibitors.<sup>38</sup> A recently presented CAROLINA trial (Cardiovascular Outcome Study of Linagliptin versus Glimepiride in Patients with Type 2 Diabetes) demonstrated no difference in the 3-point MACE outcome and no increase in the risk of HF hospitalisation (3.7% vs. 3.1%; HR 1.21;  $P = 0.176$ ) between linagliptin and an active comparator, glimepiride, but patients treated with glimepiride experienced more hypoglycaemia compared with those receiving linagliptin (Rosenstock J., unpublished data; NCT01243424).

## Glucagon like peptide-1 receptor agonists

Six CVOTs have assessed the CV safety profile of the subcutaneous GLP-1 RA class of agents (lixisenatide, liraglutide, semaglutide, exenatide, albiglutide and dulaglutide) and one trial has evaluated the first orally active form of the GLP-1 RA, oral semaglutide<sup>39</sup> (Table 2). Two of these CVOTs, ELIXA (Lixisenatide in Patients with Type 2 Diabetes and Acute Coronary Syndrome)<sup>24</sup> and EXSCAL (Effects of Once-Weekly Exenatide on Cardiovascular Outcomes in Type 2 Diabetes),<sup>40</sup> found that lixisenatide and exenatide, respectively, had a neutral effect on the primary composite

outcome. There was no effect of lixisenatide (4.2% vs. 4.0%; HR 0.96; 95% CI 0.75–1.23) or exenatide (3.0% vs. 3.1%; HR 0.94; 95% CI 0.78–1.13) vs. placebo on the risk of HF hospitalisation.<sup>24,40</sup> Conversely, CVOTs with liraglutide, semaglutide and albiglutide have shown a reduction in CV outcomes compared with placebo. A summary of CVOT outcomes with GLP-1 RA is shown in Figure 2.

In LEADER (Liraglutide and Cardiovascular Outcomes in Type 2 Diabetes), liraglutide treatment led to a decrease of 13% in the risk of primary endpoint MACE, as well as significantly lower risks of CV mortality, all-cause mortality and microvascular events compared to placebo.<sup>41</sup> There was a non-significant 13% reduction in the risk of HF hospitalisation (4.7% vs. 5.3%; HR 0.87; 95% CI 0.73–1.05).<sup>41</sup> In SUSTAIN-6 (Semaglutide and Cardiovascular Outcomes in Patients with Type 2 Diabetes), subcutaneous semaglutide led to a 26% lower risk of the primary endpoint MACE, mainly driven by a reduction in the rate of stroke.<sup>42</sup> The relative risk of HF hospitalisation was unaffected by semaglutide treatment (3.6% vs. 3.3%; HR 1.11; 95% CI 0.77–2.78).<sup>42</sup> Recently, the PIONEER 6 trial (Peptide Innovation for Early Diabetes Treatment) explored CV safety of the first oral GLP-1 RA compared with placebo. The trial demonstrated no excess in the risk of 3-point MACE (2.9% vs. 3.7%; HR 0.79; 95% CI 0.57–1.11) and no increase in HF hospitalisation (1.3% vs. 1.5%; HR 0.86; 95% CI 0.48–1.55) with oral semaglutide compared with placebo.<sup>39</sup> Furthermore, the results of PIONEER 7 (Efficacy and safety of oral semaglutide with flexible dose adjustment versus sitagliptin in type 2 diabetes) suggest that flexible dose-adjusted oral semaglutide can provide superior glycaemic control and weight loss compared with sitagliptin, with safety characteristics similar to subcutaneous GLP-1 RAs.<sup>43</sup> These results open a possibility to further explore oral GLP-1 RA as an alternative to the injectable form of these medications.

Recently, in Harmony Outcomes (Albiglutide and Cardiovascular Outcomes in Patients with Type 2 Diabetes and Cardiovascular Disease) there was a 22% lower risk of the primary composite outcome with albiglutide compared with placebo, driven by a significant reduction in the rate of MI.<sup>44</sup> Also, a trend was observed towards a lower risk of the composite outcome of CV death or hospital admission for HF with albiglutide compared with placebo (4.0% vs. 5.0%; HR 0.85; 95% CI 0.70–1.04).<sup>44</sup> In addition, the REWIND trial (Researching Cardiovascular Events with a Weekly Incretin in Diabetes) demonstrated a 12% risk reduction for the 3-point MACE with the long-acting dulaglutide vs. placebo (12.0% vs. 13.4%; HR 0.88; 95% CI 0.79–0.99), primarily due to a significant reduction in the risk of non-fatal stroke.<sup>45</sup> Again, there was no difference between the two treatment arms with respect to HF events (4.3% vs. 4.6%; HR 0.93; 95% CI 0.77–1.12).<sup>45</sup>

A metanalysis of the four trials with a GLP-1 RA has suggested that these medications can reduce the rate of 3-point MACE, albeit to a varying degree for individual drugs.<sup>20</sup> The discrepant responses may be related to differences in molecular structure and pharmacokinetic properties (long-acting vs. short-acting) of different GLP-1 RA, or, perhaps, to a heterogeneity in patient risk profiles, and study design of particular CVOTs.<sup>46</sup> Improvement in CV outcomes emerged late (after 12–18 months) in the setting of modest glucose-lowering effects and mainly due to a reduction in vascular events (either stroke or MI) suggesting that

non-haemodynamic mechanisms beyond glycaemic control, possibly related to anti-atherosclerotic effects, underpin the benefits of GLP-1 RA (Figure 1).

Thus far, GLP-1 RA have shown a neutral effect on the risk of HF hospitalisation, with a favourable trend observed with liraglutide, albiglutide and oral semaglutide. An observed increase in heart rate (by a mean of  $\sim 3$ – $9$  bpm) may conceivably be partly accountable for the lack of an effect on HF.<sup>47,48</sup> In the recent LIVE study (Effect of liraglutide, a glucagon-like peptide-1 analogue, on left ventricular function in stable chronic heart failure patients with and without diabetes), liraglutide had a neutral effect on LVEF in patients with chronic stable HFrEF (with or without T2DM), but led to an increase in heart rate and more adverse CV events compared with placebo.<sup>49</sup> A similar signal has come from the FIGHT trial (Functional Impact of GLP-1 for Heart Failure Treatment) in which a trend towards higher risk of death and rehospitalisation for HF was observed with liraglutide compared with placebo in HFrEF patients (with or without T2DM).<sup>50</sup> In a small randomised trial, no significant effect was documented with albiglutide on cardiac function or myocardial glucose utilisation in patients with symptomatic HFrEF, but there was a modest increase in peak oxygen consumption, the importance of which remains to be determined.<sup>51</sup> The suggested safety signal with some of the GLP-1 RA in patients with HFrEF merits further investigation.

## Sodium–glucose co-transporter type 2 inhibitors

SGLT-2 inhibitors (empagliflozin, canagliflozin, dapagliflozin, ertugliflozin) have a unique glucose-lowering effect via inhibiting glucose reabsorption in the proximal renal tubule.<sup>52</sup> Due to the favourable outcomes in recent trials, SGLT-2 inhibitors are assumed to have cardioprotective properties, via several mechanisms, as reviewed.<sup>22,53–55</sup> Beneficial effects of SGLT-2 inhibition on CV outcomes have been shown in the recent landmark CVOTs with empagliflozin, canagliflozin and dapagliflozin (Table 3), while ertugliflozin is being assessed in an ongoing VERTIS trial (NCT01986881). Notably, SGLT-2 inhibitors are the first class of glucose-lowering medications that have demonstrated a positive effect on risk reduction for HF hospitalisation (Figure 2). In the EMPA-REG OUTCOME (Empagliflozin Cardiovascular Outcome Event Trial in Type 2 Diabetes Mellitus Patients Removing Excess Glucose), empagliflozin treatment in patients with T2DM and established CV disease has resulted in a significant 14% relative risk reduction for the primary composite outcome, driven by a 38% risk reduction in CV mortality (3.7% vs. 5.9%; HR 0.62; 95% CI 0.49–0.77).<sup>56</sup> The trial also reported a 35% risk reduction of hospitalisation for HF (2.7% vs. 4.1%, HR 0.65; 95% CI 0.5–0.85) and a 32% lower all-cause mortality with empagliflozin compared with placebo (5.7% vs. 8.3%; HR 0.68; 95% CI 0.57–0.82).<sup>56</sup> In a sub-analysis of HF outcomes in this trial, empagliflozin reduced the composite risk of HF hospitalisation or CV death (5.7% vs. 8.5%; HR 0.66; 95% CI 0.55–0.79), as well as its individual components compared to placebo.<sup>57</sup> In addition, empagliflozin also reduced

HF-related hospitalisation and mortality (2.8% vs. 4.5%; HR 0.61; 95% CI 0.47–0.79)<sup>57</sup> and reduced the need for introduction of loop diuretics, which is in concert with the observed lower incidence of HF hospitalisation.<sup>57,58</sup> The beneficial effect of empagliflozin on HF hospitalisation was consistent across pre-defined subgroups, including patients with and without a history of HF (HR 0.75; 95% CI 0.48–1.19; and HR 0.59; 95% CI 0.43–0.82, respectively).<sup>57</sup> The favourable effects on HF events occurred within the first 6 months after treatment initiation with an even earlier divergence of the Kaplan–Meier curves, suggesting improvement in haemodynamic status and reduced congestion as putative mechanisms (Figure 1). Of note, compared with placebo, empagliflozin had no effect on the risk of MI, but there was a numerical increase in the risk of stroke (HR 1.18; 95% CI 0.89–1.56).<sup>56</sup> A subsequent sub-analysis showed that this difference could be explained by events occurring >90 days after the last dose of the drug, whereas there was no difference in events occurring on-treatment or within 90 days after the last dose (HR 1.08; 95% CI 0.81–1.45;  $P = 0.60$ ).<sup>59</sup> Subsequent CVOTs with other SGLT-2 inhibitors have not shown an increase in risk of stroke.

The CANVAS Program (Canagliflozin Cardiovascular Assessment Study) comprised the CANVAS and CANVAS-R trials enrolling T2DM patients with established atherosclerotic CV disease (66%), or at high CV risk (34%).<sup>60</sup> Treatment with canagliflozin resulted in a significant 14% relative risk reduction in the primary composite outcome compared with placebo, with the individual components demonstrating a statistically non-significant trend towards benefit. This study also showed a substantial 33% reduction in the risk of HF hospitalisation (5.5% vs. 8.7%; HR 0.67; 95% CI 0.52–0.87), although this finding was not considered statistically significant based on the pre-specified sequence of hypothesis testing.<sup>60</sup> An ancillary analysis of the CANVAS trial with a retrospective review of medical records to obtain data on LVEF at the time of HF hospitalisation demonstrated that the prevailing phenotype of HF was HFrEF, defined as admission LVEF <50% (122 cases of 276 HF events), followed by HF with preserved ejection fraction (HFpEF), defined as LVEF  $\geq 50\%$  (101 cases of 276 HF events), while the rest had HF event with unknown LVEF.<sup>61</sup> Patients with HFpEF were more likely to be female, hypertensive and to have high body mass index or microvascular disease in comparison with patients with HFrEF. Importantly, canagliflozin reduced the risk of all HF events, with no distinct difference in effects on HFrEF vs. HFpEF events.<sup>61</sup>

Further support of the therapeutic benefit with canagliflozin comes from the CREDENCE trial (Canagliflozin and Renal Events in Diabetes with Established Nephropathy Clinical Evaluation), showing a 34% relative risk reduction in cardiorenal outcomes compared with placebo in patients with T2DM and kidney dysfunction (albuminuria and eGFR 30 to <90 mL/min/1.73 m<sup>2</sup>) already on optimal doses of angiotensin-converting enzyme inhibitors or angiotensin receptor blockers.<sup>62</sup> Importantly, this trial has confirmed a robust attenuation in the composite risk of CV death or HF hospitalisation (HR 0.69; 95% CI 0.57–0.83), including a significant risk reduction for HF hospitalisation. On that basis, SGLT-2 inhibition may be a novel approach to improve cardiorenal protection and reduce the

risk of HF hospitalisation among high-risk patients with T2DM and mild-to-moderate CKD.

Recently, the DECLARE–TIMI 58 trial assessed the effects of dapagliflozin vs. placebo on CV outcomes in the predominantly (59%) primary prevention population of T2DM patients. Despite a neutral effect on the 3-point MACE outcome, dapagliflozin was superior compared with placebo in reducing a composite of CV death or HF hospitalisation (4.7% vs. 5.8%; HR 0.83; 95% CI 0.73–0.95).<sup>63</sup> This effect was due to a significant 27% risk reduction for HF hospitalisation (HR 0.73; 95% CI 0.61–0.88), whereas the risk of CV death was unaffected.<sup>63</sup> Further insights into the effects of dapagliflozin according to baseline HF status (with or without a history of HF) and LVEF came from a sub-analysis of DECLARE–TIMI 58, demonstrating consistent reduction in the risk of HF hospitalisation in all patients, regardless of baseline HF status or LVEF.<sup>64</sup> However, the largest risk reduction in HF hospitalisation was observed in patients with HFrEF (3.9% in patients with baseline LVEF <45%), in whom dapagliflozin also attenuated all-cause and CV mortality.<sup>64</sup> By contrast, in non-HFrEF patients (either without known HF or without known reduced LVEF), HF risk reduction was lower compared with HFrEF patients and there was no effect on mortality. Yet another sub-analysis of the same trial has demonstrated a reduction in hospitalisation irrespective of baseline CV risk profile (established CV disease or multiple risk factors), albeit individuals with prior MI derived the greatest benefit, including a reduction in the risk of 3-point MACE with dapagliflozin.<sup>65</sup>

Several haemodynamic and metabolic mechanisms (not mutually exclusive) have been proposed to explain the salutary CV effects of SGLT-2 inhibitors (Figure 1),<sup>22</sup> but they await confirmation from clinical trials. In a recent exploratory analysis of EMPA-REG OUTCOME, changes in markers of plasma volume (haematocrit and haemoglobin) had the largest impact on relative risk reduction of CV death (51.8% and 48.9%, respectively).<sup>66</sup> These changes were likely haemodynamic in origin, reflecting a sustained effect on plasma volume contraction owing to increased diuresis and natriuresis with SGLT-2 inhibitors. SGLT-2 inhibitors exert renal protection,<sup>56,60,63</sup> which could also contribute to CV protection. Furthermore, in a mechanistic experimental study, empagliflozin has been associated with an improvement in myocardial diastolic stiffness in isolated human cardiomyocytes, most likely due to enhanced phosphorylation of myofilament regulatory proteins.<sup>67</sup>

A sub-analysis of a small number of patients from EMPA-REG OUTCOME has shown early and significant reduction in LV mass index and improvement in diastolic function without changes in LV systolic function or volumes with empagliflozin compared with placebo.<sup>68</sup> Most recently, the EMPA-HEART CardioLink-6 study has shown a reduction in LV mass index on cardiac magnetic resonance following 6 months of empagliflozin treatment (compared with placebo) among diabetic patients with stable coronary artery disease, normal LVEF and without a history of HF.<sup>69</sup> Although intriguing, these concepts require further confirmation from larger studies.<sup>54</sup> The results of DAPA-HF suggest that SGLT-2 inhibitors may indeed benefit the treatment of HF, as discussed below.

## A suggested approach to glucose-lowering therapy in patients with type 2 diabetes and heart failure

Recent CVOTs provide a perspective on the role and safety profile of new glucose-lowering medications for the treatment of T2DM in patients with HF.

There is currently insufficient evidence on the safety profile of DPP-4 inhibitors in patients with established HF. Based on the available data, saxagliptin, and, possibly, vildagliptin should not be used in those patients, while caution is recommended with alogliptin. There is no evidence of adverse HF outcomes with linagliptin, or sitagliptin.

In the general population of T2DM patients, DPP-4 inhibitors are well tolerated, weight-neutral and associated with a low risk of hypoglycaemia (Figure 3). The recommended doses, dose modifications and important precautions relevant for DPP-4 inhibitor use are presented in Figure 3.

GLP-1 RA demonstrated a neutral effect on the risk of HF, and a trend towards a lower risk was observed with liraglutide, albiglutide and oral semaglutide. However, a signal of harm detected in smaller trials of GLP-1 RA in patients with HFrEF warrants caution. Therefore, this concerning safety issue needs further investigation prior to defining the role of GLP-1 RA for T2DM treatment in patients with established HF.

The risk of hypoglycaemia is not increased with GLP-1 RA monotherapy but may be aggravated in combined treatment with other glucose-lowering drugs, in particular insulin or insulin secretagogues. The therapy with GLP-1 RA increases postprandial satiety that may have favourable effect on weight loss. The most frequent side-effects of subcutaneous GLP-1 RA include (transient) gastrointestinal intolerance, and increased frequency of gall bladder disease.<sup>70</sup> Gastrointestinal intolerance is also the most frequent side-effect of oral semaglutide.<sup>39</sup> There may be an increased risk of acute pancreatitis, whereas a higher risk of C-cell hyperplasia/medullary thyroid carcinoma has not been confirmed in human studies.<sup>70</sup> The recommended doses, dose modifications, and precautions relevant for GLP-1 RA use in the general population of patients with T2DM are presented in Figure 4.

The three CVOTs with SGLT-2 inhibitors have consistently demonstrated that treatment with these agents is associated with lower risk of HF hospitalisation in patients with T2DM and established atherosclerotic CV disease or with multiple risk factors, with the strongest effects in individuals with established CV disease. These results were corroborated by a recent meta-analysis of these CVOTs, demonstrating a significant 23% risk reduction for CV death or HF hospitalisation (HR 0.77; 95% CI 0.71–0.84), as well as a reduction in HF hospitalisation by 31% (HR 0.69; 95% CI 0.61–0.79) with SGLT-2 inhibitors.<sup>71</sup> Importantly, these findings were consistent regardless of CV disease burden, or a prior history of HF, suggesting that SGLT-2 inhibitors may have a beneficial effect on HF prevention in a broad spectrum of T2DM patients.<sup>71</sup>

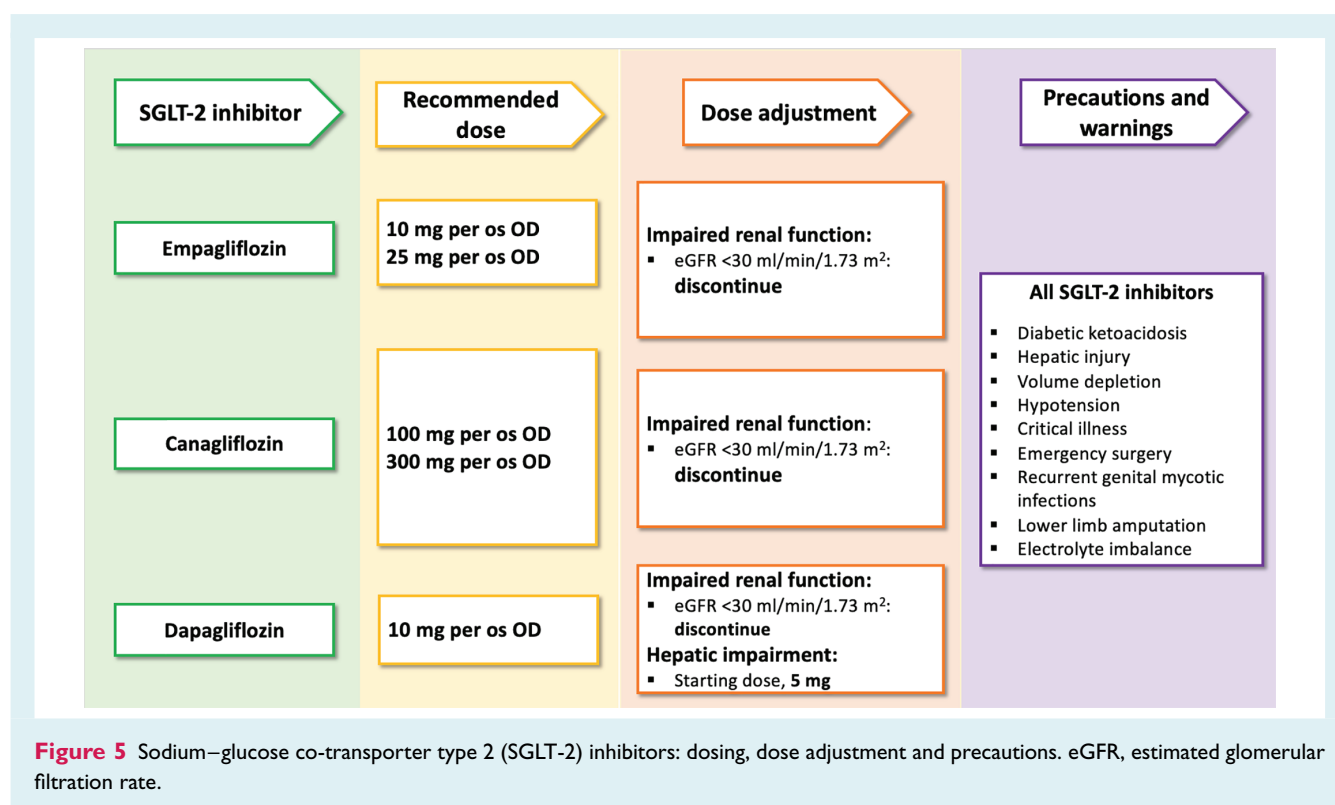


DPP-4 inhibitor	Recommended dose	Dose adjustment	Precautions and warnings
Saxagliptin	5 mg per os OD	<b>Impaired renal function:</b> <ul style="list-style-type: none"> <li>eGFR &lt;45 mL/min/1.73 m<sup>2</sup>: 2.5 mg OD</li> <li>eGFR &lt;45 mL/min/1.73 m<sup>2</sup> or CrCl &lt;45 mL/min: <b>discontinue</b></li> </ul>	<b>All DPP-4 inhibitors</b> <ul style="list-style-type: none"> <li>↑ Risk of hypoglycaemia in combination with insulin or sulphonylurea.</li> <li>Acute pancreatitis.</li> <li>Hepatic impairment.</li> <li>Concomitant treatment with CYP3A4 inducers/inhibitors.</li> <li>Concomitant treatment with CYP3A4/5 inhibitors.</li> <li>Skin disorders (bullous pemphigoid).</li> </ul>
Alogliptin	25 mg per os OD	<b>Impaired renal function:</b> <ul style="list-style-type: none"> <li>CrCl ≥ 30 to ≤ 50 mL/min: 12.5 mg OD;</li> <li>CrCl &lt; 30 mL/min or ESRD requiring dialysis: 6.25 mg OD</li> </ul>	
Sitagliptin	100 mg per os OD	<b>Impaired renal function:</b> <ul style="list-style-type: none"> <li>GFR ≥ 30 to &lt; 45 mL/min: 50 mg OD</li> <li>GFR ≥ 15 to &lt; 30 mL/min or ESRD requiring dialysis: 25 mg OD.</li> </ul>	
Vildagliptin	50 mg per os OD	50 mg OD in combination with sulphonylurea; 50 mg OD in moderate/severe renal impairment/ ESRD	
Linagliptin	5 mg per os OD	NA	

**Figure 3** Dipeptidyl peptidase-4 (DPP-4) inhibitors: dosing, dose adjustment and precautions. CrCl, creatinine clearance; eGFR, estimated glomerular filtration rate; ESRD, end-stage renal disease; NA, not available.

GLP-1 RA	Recommended dose	Dose adjustment	Precautions and warnings
Lixisenatide	Starting dose: 10 µg s.c. OD for 14 days. Maintenance dose: 20 µg s.c. OD from day 15.	Not recommended if CrCl <30 mL/min/1.73 m <sup>2</sup> or in ESRD.	<b>All GLP-1 RA</b> <ul style="list-style-type: none"> <li>↑ Risk of hypoglycaemia in combination with insulin or sulphonylurea.</li> <li>Acute pancreatitis.</li> <li>Dehydration</li> <li>Cholelithiasis and cholecystitis</li> <li>Severe gastrointestinal disease and severe gastroparesis</li> </ul>
Liraglutide	Starting dose: 0.6 mg s.c. OD. After one week, the dose should be increased to 1.2 mg s.c. OD. After one week, the dose can be further increased to 1.8 mg s.c. OD.	Not recommended in ESRD.	
Semaglutide	<b>Subcutaneous:</b> Starting dose: 0.25 mg s.c. once weekly. After 4 weeks, the dose should be increased to 0.5 mg once weekly. Can be increased to 1 mg once weekly. <b>Oral:</b> Starting dose: 3 mg per os OD. After 30 days, dose should be increased to 7 mg per os OD. After 30 days, the dose may be increased to 14 mg per os OD.	Limited experience in severe renal impairment. <b>Not recommended in ESRD.</b>	
Albiglutide	30 - 50 mg s.c. once weekly	Not recommended if CrCl <30 mL/min/1.73 m <sup>2</sup> or in ESRD.	
Dulaglutide	0.75 mg - 1.5 mg s.c. once weekly	Not recommended if CrCl <15 mL/min/1.73 m <sup>2</sup> .	
Exenatide	Starting dose: 5 µg BID s.c. for a month. Can be increased to 10 µg s.c. BID	Caution with dose escalation if CrCl 30-50 mL/min/1.73 m <sup>2</sup> . <b>Not recommended if CrCl &lt;30 mL/min/1.73 m<sup>2</sup></b>	

**Figure 4** Glucagon-like peptide-1 receptor agonists (GLP-1 RA): dosing, dose adjustment and precautions. eGFR, estimated glomerular filtration rate.



This beneficial effect has already been acknowledged for empagliflozin in the 2016 ESC guidelines for the diagnosis and treatment of HF<sup>15</sup> and in the guidelines for CV prevention,<sup>72</sup> which have recommended its use in patients with T2DM to delay the onset of HF. In line with emerging clinical trial data, the 2019 expert consensus report from the ESC Heart Failure Association has extended this recommendation to all three SGLT-2 inhibitors.<sup>73</sup> Likewise, the 2018 American Diabetes Association/European Association for the Study of Diabetes (ADA/EASD) consensus statement has positioned SGLT-2 inhibitors as the preferred treatment of T2DM in patients with known HF or at risk of HF.<sup>70</sup> Accordingly, SGLT-2 inhibitors have been recommended as an add-on therapy in patients who have not achieved adequate glucose control with metformin (or in whom metformin is contraindicated/not tolerated).<sup>70</sup> In patients with HF receiving dual or multiple glucose-lowering medications, not including SGLT-2 inhibitors, a switch to an SGLT-2 inhibitor has been recommended.<sup>70</sup> A similar recommendation has been issued from the American College of Cardiology,<sup>74</sup> however in the absence of prospective data in patients with prevalent HF (Figure 5).

Clinical trials specifically investigating a potential benefit of this class of drugs in patients with prevalent HF, independent of the presence of T2DM, are currently ongoing (Table 4). The first completed among those trials, DAPA-HF reported a significant risk reduction in the primary endpoint comprising CV mortality/HF hospitalisation/urgent HF visit (HR 0.74; 95% CI 0.65–0.85) in patients with HFrEF (LVEF ≤40% and elevated natriuretic peptides).<sup>26</sup> The primary composite outcome was consistently

reduced in patients with T2DM (HR 0.75; 95% CI 0.63–0.90) and in those without T2DM (HR 0.73; 95% CI 0.60–0.88). Both components of the primary outcome (CV mortality and HF events) were significantly reduced with dapagliflozin treatment (by 18% and 30%, respectively) and there were no interactions with respect to demographic/clinical characteristics or HF treatment.<sup>26</sup> Further information is awaited from trials with other SGLT-2 inhibitors, including patients with either HFrEF or HFpEF, with or without T2DM (Table 4).

In addition, a clinical trial with sotagliflozin, a unique, dual SGLT-2 and 1 inhibitor, is underway to investigate CV mortality and HF hospitalisation in patients recently hospitalised for worsening HF (NCT03521934). Inhibition of both SGLT-2- and 1 may increase glycosuria beyond the effect observed with SGLT-2 inhibitors and to reduce intestinal glucose absorption. However, unlike SGLT-2, SGLT-1 is also expressed in various other organs, including the heart, where it may have an effect on glucose uptake. There is currently a paucity of data to indicate whether these effects could have incremental therapeutic value in patients with T2DM.<sup>75</sup>

SGLT-2 inhibitors are associated with a low risk of hypoglycaemia and can be safely and effectively combined with other glucose-lowering drugs in order to achieve optimal glucose control.<sup>76</sup> However, adverse effects need to be considered. The most frequently observed adverse events are genital mycotic infections, usually mild and non-recurring after treatment.<sup>56,60,63</sup> Rarely, 'euglycaemic' ketoacidosis may occur (characterised by lower than typical blood glucose levels), possibly caused by increased glucagon release and decreased renal ketone body excretion in

**Table 4** Selected ongoing randomized clinical trials of sodium–glucose co-transporter type 2 inhibitors in patients with heart failure

Clinical trial	Brief description of the trial
<b>Empagliflozin</b>	
EMPA-RESPONSE-AHF (NCT03200860)	Effects of Empagliflozin on Clinical Outcomes in Patients With Acute Decompensated Heart Failure <ul style="list-style-type: none"> <li>• Study population: acute decompensated HF</li> <li>• Estimated enrolment: <math>n = 80</math></li> <li>• Treatment: empagliflozin vs. placebo</li> <li>• Primary outcome: change in NT-proBNP. Secondary outcome: all-cause mortality or HF readmission</li> </ul>
EMPEROR-Reduced (NCT03057977)	Empagliflozin Outcome Trial in Patients With Chronic Heart Failure With Reduced Ejection Fraction <ul style="list-style-type: none"> <li>• Study population: HFrEF, with or without T2DM</li> <li>• Estimated enrolment: <math>n = 2850</math></li> <li>• Treatment: empagliflozin vs. placebo on top of guideline-based medical therapy</li> <li>• Primary outcome: CV death or HF hospitalization (time frame: up to 38 months)</li> </ul>
EMPEROR-Preserved (NCT03057951)	Empagliflozin Outcome Trial in Patients With Chronic Heart Failure With Preserved Ejection Fraction <ul style="list-style-type: none"> <li>• Study population: HFpEF, with or without T2DM</li> <li>• Estimated enrolment: <math>n = 6000</math></li> <li>• Treatment: empagliflozin vs. placebo on top of guideline-based medical therapy</li> <li>• Primary outcome: CV death or HF hospitalization (time frame: up to 38 months)</li> </ul>
Empire HF (NCT03198585)	Empagliflozin in Heart Failure Patients With Reduced Ejection Fraction <ul style="list-style-type: none"> <li>• Study population: HFrEF, with or without T2DM</li> <li>• Estimated enrolment: <math>n = 189</math></li> <li>• Treatment: empagliflozin vs. placebo on top of guideline-based medical therapy</li> <li>• Primary outcome: change in plasma concentrations of NT-proBNP (time frame: 90 days) as a measure of treatment impact on HF</li> </ul>
EMPERIAL-Reduced (NCT03448419)	Empagliflozin in Patients With HFrEF: aiming to assess how far patients can walk in 6 min and their symptoms <ul style="list-style-type: none"> <li>• Study population: HFrEF (LVEF <math>&lt;40\%</math>), with or without T2DM</li> <li>• Estimated enrolment: <math>n = 300</math></li> <li>• Treatment: empagliflozin vs. placebo on top of guideline-based medical therapy</li> <li>• Primary outcome: change from baseline to week 12 in exercise capacity as measured by the distance walked in 6 min in standardised conditions</li> </ul>
EMPERIAL-Preserved (NCT03448406)	Empagliflozin in Patients With HFpEF: aiming to assess how far patients can walk in 6 min and their symptoms <ul style="list-style-type: none"> <li>• Study population: HFpEF (LVEF <math>\geq 40\%</math>), with or without T2DM</li> <li>• Estimated enrolment: <math>n = 300</math></li> <li>• Treatment: empagliflozin vs. placebo on top of guideline-based medical therapy</li> <li>• Primary outcome: change from baseline to week 12 in exercise capacity as measured by the distance walked in 6 min in standardised conditions</li> </ul>
<b>Canagliflozin</b>	
Canagliflozin (NCT02920918)	Treatment of Diabetes in Patients With Systolic Heart Failure <ul style="list-style-type: none"> <li>• Study population: HFrEF with T2DM</li> <li>• Estimated enrolment: <math>n = 88</math></li> <li>• Treatment: canagliflozin vs. sitagliptin</li> <li>• Primary outcome: change in aerobic exercise capacity and ventilator efficiency (time frame: baseline and 12 weeks)</li> </ul>
<b>Dapagliflozin</b>	
DEFINE-HF (NCT02653482)	Dapagliflozin Effect on Symptoms and Biomarkers in Diabetic Patients With Heart Failure <ul style="list-style-type: none"> <li>• Study population: HFrEF with T2DM</li> <li>• Estimated enrolment: <math>n = 250</math></li> <li>• Treatment: dapagliflozin vs. placebo</li> <li>• Primary outcome: change in plasma concentrations of NT-proBNP (time frame: 12 weeks) as a measure of treatment impact on HF</li> </ul>

**Table 4 (Continued)**

Clinical trial	Brief description of the trial
DELIVER (NCT03619213)	Dapagliflozin Evaluation to Improve the Lives of Patients with Preserved Ejection Fraction Heart Failure <ul style="list-style-type: none"> <li>Study population: HFpEF</li> <li>Estimated enrolment: <math>n = 4700</math></li> <li>Treatment: dapagliflozin vs. placebo</li> <li>Primary outcome: composite of CV death, hospitalisation for HF or urgent HF visit.</li> <li>Secondary outcome: hospitalisations for HF and CV death, worsened NYHA class</li> </ul>
DETERMINE-Reduced (NCT03877237)	Dapagliflozin Effect on Exercise Capacity Using a 6-min Walk Test in Patients With Heart Failure With Reduced Ejection Fraction <ul style="list-style-type: none"> <li>Study population: HFrEF, EF <math>\leq 40\%</math>; NYHA class II–IV</li> <li>Estimated enrolment: <math>n = 300</math></li> <li>Treatment: dapagliflozin vs. placebo</li> <li>Primary outcome: change from baseline in 6-min walking distance at week 16</li> </ul>
DETERMINE-Preserved (NCT03877224)	Dapagliflozin Effect on Exercise Capacity Using a 6-min Walk Test in Patients With Heart Failure With Preserved Ejection Fraction <ul style="list-style-type: none"> <li>Study population: HFpEF, EF <math>&gt; 40\%</math>; NYHA class II–IV</li> <li>Estimated enrolment: <math>n = 400</math></li> <li>Treatment: dapagliflozin vs. placebo</li> <li>Primary outcome: change from baseline in 6-min walking distance at week 16</li> </ul>
PRESERVED-HF (NCT03030235)	Dapagliflozin Effect on Symptoms and Biomarkers in patients HFpEF <ul style="list-style-type: none"> <li>Study population: HFpEF with T2DM or pre-diabetes</li> <li>Estimated enrolment: <math>n = 320</math></li> <li>Treatment: dapagliflozin vs. placebo</li> <li>Primary outcome: change in plasma concentrations of NT-proBNP (time frame: baseline to week 6 and 12) as a measure of treatment impact on HF</li> </ul>
SOLOIST-WHF NCT03521934)	Effect of Sotagliflozin on Cardiovascular Events in Patients With Type 2 Diabetes Post Worsening Heart Failure <ul style="list-style-type: none"> <li>Study population: a) T2DM, HF and LVEF <math>&lt; 50\%</math> after admission for worsening HF; b) T2DM, HF, regardless of LVEF after admission for worsening HF</li> <li>Estimated enrolment: <math>n = 4000</math></li> <li>Treatment: sotagliflozin vs. placebo</li> <li>Primary outcome: time to first occurrence of either CV death or hospitalisation for HF in patients with LVEF <math>&lt; 50\%</math>, as well as in the total patient population (regardless of LVEF)</li> </ul>

CV, cardiovascular; EF, ejection fraction; HF, heart failure; HFpEF, heart failure with preserved ejection fraction; HFrEF, heart failure with reduced ejection fraction; LVEF, left ventricular ejection fraction; NT-proBNP, N-terminal pro-B-type natriuretic peptide; NYHA, New York Heart Association; T2DM, type 2 diabetes mellitus.

the face of enhanced glycosuria in insulin deficient patients (i.e. patients receiving insulin therapy).<sup>77</sup> Although ketoacidosis has not been more frequently observed in EMPA-REG OUTCOME or CANVAS trials, it occurred more frequently with dapagliflozin in DECLARE–TIMI 58 (HR 2.18; 95% CI 1.10–4.30).<sup>63</sup> Hospitalisation for an acute illness or surgery may exacerbate the risk of ketoacidosis, and it may be prudent to temporarily discontinue SGLT-2 inhibitors under those circumstances.<sup>78,79</sup> Reinitiating SGLT-2 inhibitors following the episode of ketoacidosis is not recommended because of an increased risk of recurrence.<sup>78,79</sup> In addition, safety analyses of the CANVAS Program have suggested a greater risk of bone fractures and lower limb amputations with canagliflozin. The most prominent increase in the absolute risk was observed among patients with previous amputations or peripheral arterial disease, possibly explained by volume depletion and greater vulnerability to ischaemic complications.<sup>60</sup> By contrast, no significant increase in the risk of lower limb

amputations, or fractures was observed with canagliflozin in CREDENCE. Of note, in DAPA-HF, among the high-risk HFrEF patients with or without T2DM, no significant excess in serious adverse events was noted with dapagliflozin vs. placebo (including fractures, amputations, or ketoacidosis in patients with T2DM).<sup>26</sup>

The three SGLT-2 inhibitors (empagliflozin, canagliflozin or dapagliflozin) can be considered in patients with eGFR  $\geq 30$  mL/min/ $1.73\text{ m}^2$ .<sup>80</sup> They are not recommended/should be discontinued in patients with severe CKD; i.e. eGFR  $< 30$  mL/min/ $1.73\text{ m}^2$  (Figure 5). Considering a predilection for worsening renal function in patients with HF, an emphasis should be given on regular eGFR monitoring in patients treated with SGLT-2 inhibitors.

Dosing and precautions pertinent to SGLT-2 inhibitor therapy in the general population of patients with T2DM are presented in Figure 5.

## Safety aspects of combining new and traditional glucose-lowering medications

Although metformin has not been evaluated in a randomized trial in the HF population, a substantial body of observational data indicates that it is safe and associated with a reduction in all-cause mortality and rehospitalisation for HF, compared with sulphonylureas or insulin.<sup>81–85</sup> These benefits extend to patients with advanced HFrEF,<sup>81</sup> as well as to patients with moderate renal or hepatic dysfunction,<sup>85,86</sup> in whom aggravated risk of lactic acidosis with metformin has not been confirmed.<sup>85</sup> Severe CKD (eGFR <30 mL/min/1.73 m<sup>2</sup>) remains a contraindication for metformin use, and dose adjustment is advised in patients with eGFR <45 mL/min/1.73 m<sup>2</sup>. A favourable impact on CV outcomes, coupled with a low risk of hypoglycaemia, a neutral effect on body weight, and low cost, have led to the current recommendation that metformin should be considered in T2DM in HF patients with stable eGFR >30 mL/min/1.73 m<sup>2</sup>.<sup>80</sup> It is also the preferred choice in the combined treatment with SGLT-2 inhibitors, intending to achieve both optimal glycaemic control and risk reduction of HF hospitalisation.<sup>70</sup>

Earlier clinical trials with thiazolidinediones (pioglitazone, rosiglitazone) have consistently demonstrated an increased risk of HF compared with placebo.<sup>87–89</sup> Furthermore, a meta-analysis including 20 191 patients from seven trials reported a significantly higher risk of HF with thiazolidinediones.<sup>90</sup>

The possible underlying mechanisms include increased renal fluid reabsorption and increased vascular permeability leading to oedema formation and weight gain.<sup>91</sup> Hence, thiazolidinediones are contraindicated in patients with HF, or at high risk of developing HF, and there are insufficient data to indicate that this risk is mitigated by the combined treatment with novel glucose-lowering agents.

Similar to metformin, sulphonylureas (gliclazide, glimepiride, glipizide, and glibenclamide<sup>92</sup>) and glinides (repaglinide and nateglinide) have not been prospectively evaluated for CV safety. Data on HF outcomes are sparse and difficult to generalize to all sulphonylureas/glinides. A recent propensity score-matched analysis of 130 000 patients (6% with a history of HF) has suggested a greater risk of HF hospitalisation or CV death with sulphonylureas compared with metformin.<sup>93</sup> A recent cohort study of almost 500 000 patients reported a higher all-cause mortality in patients receiving sulphonylurea monotherapy or a combination therapy with insulin, whereas the risk was not increased when sulphonylureas were combined with metformin, thiazolidinediones, or DPP-4 inhibitors.<sup>94</sup> There are limited data to indicate a heterogeneity in CV benefits of the new glucose-lowering drugs in combination with sulphonylureas or glinides, but a dose adjustment of the latter drugs may be needed to avoid the risk of hypoglycaemia. As the risk of hypoglycaemia with sulphonylureas tends to escalate with declining renal function, these medications are not recommended in patients with severe CKD (eGFR <30 mL/min/1.73 m<sup>2</sup>).<sup>70,95,96</sup>

Insulin therapy is widely used in patients with T2DM, but only a few studies have investigated its association with HF. Data from CHARM (Candesartan in Heart failure: Assessment of Reduction

in Mortality and morbidity) have suggested a higher risk of HF and worse outcomes in patients receiving insulin compared to those treated with oral glucose-lowering agents.<sup>97</sup> Conversely, in UKPDS (UK Prospective Diabetes Study) there was no difference in the incidence of HF between patients receiving insulin and those receiving sulphonylurea.<sup>92</sup> In the ORIGIN trial (Outcome Reduction With Initial Glargine Intervention), among 12 537 patients with different levels of dysglycaemia (impaired glucose tolerance, impaired fasting glucose, or T2DM) and CV risk factors, randomized to basal insulin glargine or placebo, there were no differences in CV outcomes, including HF hospitalisation.<sup>98</sup> In the recent CVOTs with SGLT-2 inhibitors, about 40–50% of patients were already treated with insulin and subgroup analyses of all trials have demonstrated no interaction with CV outcomes in patients with or without insulin. However, insulin therapy may increase the risk of hypoglycaemia, and dose adjustment is necessary in individuals treated concomitantly with new glucose-lowering agents. In addition, insulin has an intrinsic anti-natriuretic effect,<sup>99</sup> unaffected by insulin resistance in other tissues.<sup>100</sup> Although fluid retention is usually mild, it may contribute to weight gain, and lead to worsening HF. Of note, data from an observational cohort including patients with HFrEF and advanced HF, suggest that insulin therapy has been associated with significantly higher 1-year mortality.<sup>101</sup>

Although available data suggest mostly neutral effect of insulin on the risk of HF, further research is required to address risks and benefits of different insulin regimens in patients with HF.

Although all new glucose-lowering agents carry a low risk of hypoglycaemia when used as a monotherapy or in combination with metformin, this risk may be potentiated when combined with insulin or insulin secretagogues (i.e. sulphonylureas, glinides). Current recommendations from the ADA and EASD stipulate dose adjustment or even discontinuation of some of antihyperglycaemic agents to prevent hypoglycaemia when initiating a new glucose-lowering medication in patients already receiving insulin and/or insulin secretagogues.<sup>70</sup> In addition, decompensated HF, worsening renal function, infection and other critical conditions, may exacerbate the risk of hypoglycaemia. Hence, a multidisciplinary team management (cardiologists, diabetologists, and HF nurses) should be considered in patients receiving complex glucose-lowering regimens (two or more drugs). Even in T2DM patients principally managed by the cardiologists, periodic consultation with a diabetologist would be important. Future long-term follow-up studies with concomitant assessment of adherence should consider the potential risks of polypharmacy, in terms of adverse reactions, and drug to drug interactions, especially among vulnerable patients with HF and T2DM, such as the elderly, frail and associated multi-co-morbid conditions.

## Conclusions

Over the last decade, management of T2DM has evolved from optimising glycaemic control with the primary aim of preventing the development or progression of microvascular complications (retinopathy, nephropathy and neuropathy), to using new



glucose-lowering medications for improving CV outcomes, including prevention of HF hospitalisation. Recent CVOTs have shown a heterogeneity with respect to risk of HF among the classes of new glucose-lowering drugs. Specifically, important safety concerns have been raised regarding the risk of HF hospitalisation with some of these classes of agents. Accordingly, a DPP-4 inhibitor, saxagliptin should not be prescribed to patients with HF, whilst caution is advised with alogliptin and vildagliptin. Although sitagliptin and linagliptin do not increase HF risk, they have no clear effect on CV outcomes, so their use needs to be compared with benefits demonstrated with other classes, including several of the GLP-1 RA and SGLT-2 inhibitors. Based on published CVOTs, GLP-1 RA have demonstrated a neutral effect on HF risk in the general population of T2DM patients with established CV disease or with multiple risk factors. In addition, their beneficial effects on weight and prevention of atherosclerotic events (MI and stroke) deserve consideration in T2DM patients deemed to have high CV risk. However, a signal of harm with liraglutide suggested by two small randomised trials of patients with reduced LVEF, indicates that the role GLP-1 RA remains to be defined in individuals with established HF. The three SGLT-2 inhibitors (empagliflozin, canagliflozin and dapagliflozin) have consistently demonstrated a substantial reduction in the risk of HF hospitalisation across the spectrum of CV risk and regardless of a history of HF. On that basis, SGLT-2 inhibitors could be recommended to prevent HF hospitalisation in patients with T2DM and high CV risk. Importantly, this class of medications has a favourable safety profile, with low risk of hypoglycaemia and beneficial effect on weight control, while serious adverse events (e.g. ketoacidosis, bone fracture or limb amputations) occur infrequently and could be avoided by appropriate patient selection and monitoring. Despite encouraging results with dapagliflozin, it remains to be determined in ongoing clinical trials whether SGLT-2 inhibitors could be used for the treatment of HF, with or without reduced LVEF, and whether their beneficial CV effects could be extended to HF patients without T2DM.

**Conflict of interest:** G.A. reports personal fees from Angelini, Behring, Menarini, outside the submitted work. S.A. reports grants and personal fees from Vifor Int, Abbott Vascular, and personal fees from Bayer, Boehringer Ingelheim, Novartis, Servier, outside the submitted work. J.B. reports personal fees from Novartis, BMS, Pfizer, Servier, Orion, MSD, Boehringer Ingelheim, AstraZeneca, Abiomed, Abbott, and grants and personal fees from Vifor, Bayer, Cvx, Medtronic, outside the submitted work. O.C. reports grants from Servier, Novartis, Vifor, outside the submitted work. A.J.S.C reports personal fees from Actimed, AstraZeneca, Faraday, WL Gore, Menarini, Novartis, Nutricia, Respicardia, Servier, Stealth Peptides, Verona, Vifor, outside the submitted work. F.C. reports personal fees from Novo Nordisk, MSD, Pfizer, Mundipharma, Lilly, AstraZeneca, BMS, outside the submitted work. R.A.D.B reports grants from Abbott, AstraZeneca, Novo Nordisk, Novartis, Roche, and personal fees from Abbott, AstraZeneca, MandalMed, Inc., Novartis, Roche, outside the submitted work. G.F. reports he was Committee member of trials and registries sponsored by Byer, Novartis, Servier, Vifor, Medtronic, Boehringer Ingelheim, outside the submitted work. L.H. reports

personal fees from Novartis, during the conduct of the study. M.H. reports grants from Roche Diagnostics, and personal fees from Boehringer, AstraZeneca during the conduct of the study. P.S.J. reports other from AstraZeneca, personal fees from Novartis, grants from Boehringer Ingelheim, during the conduct of the study; personal fees from Cytokinetics, outside the submitted work. M.K. reports personal fees from Novartis, Servier, BMS, Torrent, Sanofi, AstraZeneca, MSD, Novo Nordisk, outside the submitted work. Y.L. reports personal fees from Servier, Novartis, Boehringer Ingelheim, during the conduct of the study. L.H.L. reports personal fees from Merck, Sanofi, Bayer, Pharmacosmos, Abbott, Medscape; grants from Boehringer Ingelheim, Boston Scientific; grants and personal fees from Vifor-Fresenius, AstraZeneca, Relypsa, Novartis, Mundipharma, outside the submitted work. A.L. reports personal fees from Servier; grants and personal fees from Pfizer; personal fees from Novartis, Roche, Takeda, Boehringer Ingelheim, Amgen, Clinigen Group, Ferring Pharmaceuticals, Eli Lilly, BMS, Eisai Ltd, outside the submitted work. M.M. reports grants from European Community during the conduct of the study and personal fees from Bayer, Novartis, and Servier outside the submitted work. W.M. has nothing to disclose. M.C.P. reports personal fees and other from AstraZeneca; personal fees from Novartis, Novo Nordisk, Lilly, Bayer; grants and personal fees from Boehringer Ingelheim, during the conduct of the study; personal fees from Maquet, Takeda, null, outside the submitted work. M.P. has nothing to disclose. M.M.P. has nothing to disclose. P.P. has nothing to disclose. G.M.C.R. has nothing to disclose. I.S. has nothing to disclose. J.S. has nothing to disclose. P.M.S. received grants/research supports: Ministry of Education, Science and Technological Development of Republic of Serbia; receipt of honoraria or consultation fees from Servier, Boehringer Ingelheim, Hemofarm, Novartis, AstraZeneca; participation in a company sponsored speaker's bureau: Fondazione Internazionale Menarini. T.T. reports personal fees from Cardior Pharmaceuticals GmbH, outside the submitted work. M.V. reports personal fees from Servier during the conduct of the study.

## References

- Seferovic PM, Petrie MC, Filippatos GS, Anker SD, Rosano G, Bauersachs J, Paulus WJ, Komajda M, Cosentino F, de Boer RA, Farmakis D, Doehner W, Lambrinou E, Lopatin Y, Piepoli MF, Theodorakis MJ, Wiggers H, Lekakis J, Mebazaa A, Mamas MA, Tschöpe C, Hoes AW, Seferovic JP, Logue J, McDonagh T, Riley JP, Milinkovic I, Polovina M, van Veldhuisen DJ, Lainscak M, Maggioni AP, Ruschitzka F, McMurray JJ. Type 2 diabetes mellitus and heart failure: a position statement from the Heart Failure Association of the European Society of Cardiology. *Eur J Heart Fail* 2018;**20**:853–872.
- Kristensen SL, Mogensen UM, Jhund PS, Petrie MC, Preiss D, Win S, Køber L, McKelvie R, Zile MR, Anand IS, Komajda M, Gottdiener JS, Carson PE, McMurray J. Clinical and echocardiographic characteristics and cardiovascular outcomes according to diabetes status in patients with heart failure and preserved ejection fraction: a report from the I-Preserve trial (Irbesartan in Heart Failure with Preserved Ejection Fraction). *Circulation* 2017;**135**:724–735.
- Dauriz M, Targher G, Temporelli PL, Lucci D, Gonzini L, Nicolosi GL, Marchionni R, Tognoni G, Latini R, Cosmi F, Tavazzi L, Maggioni AP, GISSI-HF Investigators. Prognostic impact of diabetes and prediabetes on survival outcomes in patients with chronic heart failure: a post-hoc analysis of the GISSI-HF (Gruppo Italiano per lo Studio della Sopravvivenza nella Insufficienza Cardiaca-Heart Failure) Trial. *J Am Heart Assoc* 2017;**6**:e005156.
- Targher G, Dauriz M, Laroche C, Temporelli PL, Hassanein M, Seferovic PM, Drozd J, Ferrari R, Anker S, Coats A, Filippatos G, Crespo-Leiro MG, Mebazaa A, Piepoli MF, Maggioni AP, Tavazzi L; ESC-HFA HF Long-Term

- Registry Investigators. In-hospital and 1-year mortality associated with diabetes in patients with acute heart failure: results from the ESC-HFA Heart Failure Long-Term Registry. *Eur J Heart Fail* 2017;**19**:54–65.
5. MacDonald MR, Petrie MC, Varyani F, Ostergren J, Michelson EL, Young JB, Solomon SD, Granger CB, Swedberg K, Yusuf S, Pfeffer MA, McMurray JJ; CHARM Investigators. Impact of diabetes on outcomes in patients with low and preserved ejection fraction heart failure: an analysis of the Candesartan in Heart failure: Assessment of Reduction in Mortality and morbidity (CHARM) programme. *Eur Heart J* 2008;**29**:1377–1385.
  6. Dauriz M, Targher G, Laroche C, Temporelli PL, Ferrari R, Anker S, Coats A, Filippatos G, Crespo-Leiro M, Mebazaa A, Piepoli MF, Maggioni AP, Tavazzi L; ESC-HFA Heart Failure Long-Term Registry. Association between diabetes and 1-year adverse clinical outcomes in a multinational cohort of ambulatory patients with chronic heart failure: results from the ESC-HFA Heart Failure Long-Term Registry. *Diabetes Care* 2017;**40**:671–678.
  7. Pavlovic A, Polovina M, Ristic A, Seferovic JP, Veljic I, Simeunovic D, Milinkovic I, Krljanac G, Asanin M, Ostric-Pavlovic I, Seferovic PM. Long-term mortality is increased in patients with undetected prediabetes and type-2 diabetes hospitalized for worsening heart failure and reduced ejection fraction. *Eur J Prev Cardiol* 2019;**26**:72–82.
  8. Gerstein HC, Swedberg K, Carlsson J, McMurray JJ, Michelson EL, Olofsson B, Pfeffer MA, Yusuf S; CHARM Program Investigators. The hemoglobin A1c level as a progressive risk factor for cardiovascular death, hospitalization for heart failure, or death in patients with chronic heart failure: an analysis of the Candesartan in Heart failure: Assessment of Reduction in Mortality and morbidity (CHARM) program. *Arch Intern Med* 2008;**168**:1699–1704.
  9. Goode KM, John J, Rigby AS, Kilpatrick ES, Atkin SL, Bragadeesh T, Clark AL, Cleland JG. Elevated glycated haemoglobin is a strong predictor of mortality in patients with left ventricular systolic dysfunction who are not receiving treatment for diabetes mellitus. *Heart* 2009;**95**:917–923.
  10. Lawson CA, Jones PW, Teece L, Dunbar SB, Seferovic PM, Khunti K, Mamas M, Kadam UT. Association between type 2 diabetes and all-cause hospitalization and mortality in the UK general heart failure population: stratification by diabetic glycemic control and medication intensification. *JACC Heart Fail* 2018;**6**:18–26.
  11. Eshaghian S, Horwich TB, Fonarow GC. An unexpected inverse relationship between HbA1c levels and mortality in patients with diabetes and advanced systolic heart failure. *Am Heart J* 2006;**151**:91.
  12. Aguilar D, Bozkurt B, Ramasubbu K, Deswal A. Relationship of hemoglobin A1C and mortality in heart failure patients with diabetes. *J Am Coll Cardiol* 2009;**54**:422–428.
  13. Grembowski D, Ralston JD, Anderson ML. Hemoglobin A1c, comorbid conditions and all-cause mortality in older patients with diabetes: a retrospective 9-year cohort study. *Diabetes Res Clin Pract* 2014;**106**:373–382.
  14. Elder DH, Singh JS, Levin D, Donnelly LA, Choy AM, George J, Struthers AD, Doney AS, Lang CC. Mean HbA1c and mortality in diabetic individuals with heart failure: a population cohort study. *Eur J Heart Fail* 2016;**18**:94–102.
  15. Ponikowski P, Voors AA, Anker SD, Bueno H, Cleland JG, Coats AJ, Falk V, González-Juanatey JR, Harjola VP, Jankowska EA, Jessup M, Linde C, Nihoyannopoulos P, Parissis JT, Pieske B, Riley JP, Rosano GMC, Ruilope LM, Ruschitzka F, Rutten FH, van der Meer P. 2016 ESC guidelines for the diagnosis and treatment of acute and chronic heart failure: the Task Force for the diagnosis and treatment of acute and chronic heart failure of the European Society of Cardiology (ESC). Developed with the special contribution of the Heart Failure Association (HFA) of the ESC. *Eur J Heart Fail* 2016;**18**:891–975.
  16. Ukena C, Dobre D, Mahfoud F, Kindermann I, Lamiral Z, Tala S, Rossignol P, Turgonyi E, Pitt B, Böhm M, Zannad F. Hypo- and hyperglycemia predict outcome in patients with left ventricular dysfunction after acute myocardial infarction: data from EPHEsus. *J Card Fail* 2012;**18**:439–445.
  17. Cosmi F, Shen L, Magnoli M, Abraham WT, Anand IS, Cleland JG, Cohn JN, Cosmi D, de Berardis G, Dickstein K, Franzosi MG, Gullestad L, Jhund PS, Kjekshus J, Køber L, Lepore V, Lucisano G, Maggioni AP, Masson S, McMurray JJ, Nicolucci A, Petrarolo V, Robusto F, Staszewsky L, Tavazzi L, Teli R, Tognoni G, Wikstrand J, Latini R. Treatment with insulin is associated with worse outcome in patients with chronic heart failure and diabetes. *Eur J Heart Fail* 2018;**20**:888–895.
  18. Kristensen SL, Preiss D, Jhund PS, Squire I, Cardoso JS, Merkely B, Martinez F, Starling RC, Desai AS, Lefkowitz MP, Rizkala AR, Rouleau JL, Shi VC, Solomon SD, Swedberg K, Zile MR, McMurray JJ, Packer M; PARADIGM-HF Investigators and Committees. Risk related to pre-diabetes mellitus and diabetes mellitus in heart failure with reduced ejection fraction: insights from Prospective Comparison of ARNI With ACEI to Determine Impact on Global Mortality and Morbidity in Heart Failure trial. *Circ Heart Fail* 2016;**9**.
  19. Chen XW, He ZX, Zhou ZW, Yang T, Zhang X, Yang YX, Duan W, Zhou SF. Clinical pharmacology of dipeptidyl peptidase 4 inhibitors indicated for the treatment of type 2 diabetes mellitus. *Clin Exp Pharmacol Physiol* 2015;**42**:999–1024.
  20. Bethel MA, Patel RA, Merrill P, Lokhnygina Y, Buse JB, Mentz RJ, Pagidipati NJ, Chan JC, Gustavson SM, Iqbal N, Maggioni AP, Ohman P, Poulter NR, Ramachandran A, Zinman B, Hernandez AF, Holman RR; EXSCEL Study Group. Cardiovascular outcomes with glucagon-like peptide-1 receptor agonists in patients with type 2 diabetes: a meta-analysis. *Lancet Diabetes Endocrinol* 2018;**6**:105–113.
  21. Cavender MA, Norhammar A, Birkeland KI, Jørgensen ME, Wilding JP, Khunti K, Fu AZ, Bodegård J, Blak BT, Wittbrodt E, Thuresson M, Fenici P, Hammar N, Kosiborod M; CVD-REAL Investigators and Study Group. SGLT-2 inhibitors and cardiovascular risk: an analysis of CVD-REAL. *J Am Coll Cardiol* 2018;**71**:2497–2506.
  22. Maack C, Lehrke M, Backs J, Heinzel FR, Hulot JS, Marx N, Paulus WJ, Rossignol P, Taegtmeyer H, Bauersachs J, Bayes-Genis A, Brutsaert D, Bugger H, Clarke K, Cosentino F, de Keulenaer G, Dei Cas A, González A, Huelsmann M, Iaccarino G, Lunde IG, Lyon AR, Pollesello P, Rena G, Riksen NP, Rosano G, Staels B, van Laake LW, Wanner C, Farmakis D, Filippatos G, Ruschitzka F, Seferovic P, de Boer RA, Heymans S. Heart failure and diabetes: metabolic alterations and therapeutic interventions: a state-of-the-art review from the Translational Research Committee of the Heart Failure Association-European Society of Cardiology. *Eur Heart J* 2018;**39**:4243–4254.
  23. Green JB, Bethel MA, Armstrong PW, Buse JB, Engel SS, Garg J, Josse R, Kaufman KD, Koglin J, Korn S, Lachin JM, McGuire D, Pencina MJ, Standl E, Stein PP, Suryawanshi S, van de Werf F, Peterson ED, Holman RR; TECOS Study Group. Effect of sitagliptin on cardiovascular outcomes in type 2 diabetes. *N Engl J Med* 2015;**373**:232–242.
  24. Pfeffer MA, Claggett B, Diaz R, Dickstein K, Gerstein HC, Kober LV, Lawson FC, Ping L, Wei X, Lewis EF, Maggioni AP, McMurray JJ, Probstfield JL, Riddle MC, Solomon SD, Tardif JC; ELIXA Investigators. Lixisenatide in patients with type 2 diabetes and acute coronary syndrome. *N Engl J Med* 2015;**373**:2247–2257.
  25. Wiviott SD, Raz I, Bonaca MP, Mosenzon O, Kato ET, Cahn A, Silverman MG, Zelniker TA, Kuder JF, Murphy SA, Bhatt DL, Leiter LA, McGuire D, Wilding JP, Ruff CT, Gause-Nilsson IA, Fredriksson M, Johansson PA, Langkilde AM, Sabatine MS; DECLARE-TIMI 58 Investigators. Dapagliflozin and cardiovascular outcomes in type 2 diabetes. *N Engl J Med* 2019;**380**:347–357.
  26. McMurray JJ, DeMets DL, Inzucchi SE, Køber L, Kosiborod MN, Langkilde AM, Martinez FA, Bengtsson O, Ponikowski P, Sabatine MS, Sjöstrand M, Solomon SD; DAPA-HF Committees and Investigators. A trial to evaluate the effect of the sodium-glucose co-transporter 2 inhibitor dapagliflozin on morbidity and mortality in patients with heart failure and reduced left ventricular ejection fraction (DAPA-HF). *Eur J Heart Fail* 2019;**21**:665–675.
  27. Kosiborod M, Cavender MA, Fu AZ, Wilding JP, Khunti K, Holl RW, Norhammar A, Birkeland KI, Jørgensen ME, Thuresson M, Arya N, Bodegård J, Hammar N, Fenici P; CVD-REAL Investigators and Study Group. Lower risk of heart failure and death in patients initiated on sodium-glucose cotransporter-2 inhibitors versus other glucose-lowering drugs: the CVD-REAL study (Comparative Effectiveness of Cardiovascular Outcomes in New Users of Sodium-Glucose Cotransporter-2 Inhibitors). *Circulation* 2017;**136**:249–259.
  28. Cobretti MR, Bowman B, Grabarczyk T, Potter E. Dipeptidyl peptidase-4 inhibitors and heart failure exacerbation in the veteran population: an observational study. *Pharmacotherapy* 2018;**38**:334–340.
  29. Scirica BM, Bhatt DL, Braunwald E, Steg PG, Davidson J, Hirshberg B, Ohman P, Freuderich R, Wiviott SD, Hoffman EB, Cavender MA, Udell JA, Desai NR, Mosenzon O, McGuire D, Ray KK, Leiter LA, Raz I; SAVOR-TIMI 53 Steering Committee and Investigators. Saxagliptin and cardiovascular outcomes in patients with type 2 diabetes mellitus. *N Engl J Med* 2013;**369**:1317–1326.
  30. Scirica BM, Braunwald E, Raz I, Cavender MA, Morrow DA, Jarolim P, Udell JA, Mosenzon O, Im KA, Umez-Eronini AA, Pollack PS, Hirshberg B, Freuderich R, Lewis BS, McGuire DK, Davidson J, Steg PG, Bhatt DL; SAVOR-TIMI 53 Steering Committee and Investigators. Heart failure, saxagliptin, and diabetes mellitus: observations from the SAVOR-TIMI 53 randomized trial. *Circulation* 2014;**130**:1579–1588.
  31. Zannad F, Cannon CP, Cushman WC, Bakris GL, Menon V, Perez AT, Fleck PR, Mehta CR, Kupfer S, Wilson C, Lam H, White WB; EXAMINE Investigators. Heart failure and mortality outcomes in patients with type 2 diabetes taking albigliptin versus placebo in EXAMINE: a multicentre, randomised, double-blind trial. *Lancet* 2015;**385**:2067–2076.
  32. Rosenstock J, Perkovic V, Johansen OE, Cooper ME, Kahn SE, Marx N, Alexander JH, Pencina M, Toto RD, Wanner C, Zinman B, Woerle HJ, Baanstra D, Pfarr E, Schnaidt S, Meinicke T, George JT, von Eynatten M, McGuire DK; CARMELINA Investigators. Effect of linagliptin vs placebo on

- major cardiovascular events in adults with type 2 diabetes and high cardiovascular and renal risk: the CARMELINA randomized clinical trial. *JAMA* 2019;**321**:69–79.
33. McGuire DK, Alexander JH, Johansen OE, Perkovic V, Rosenstock J, Cooper ME, Wanner C, Kahn SE, Toto RD, Zinman B, Baanstra D, Pfarr E, Schnaidt S, Meinicke T, George JT, von Eynatten M, Marx N; CARMELINA Investigators. Linagliptin effects on heart failure and related outcomes in individuals with type 2 diabetes mellitus at high cardiovascular and renal risk in CARMELINA. *Circulation* 2019;**139**:351–361.
  34. Alonso A, Lopez FL, Matsushita K, Loefer LR, Agarwal SK, Chen LY, Soliman EZ, Astor BC, Coresh J. Chronic kidney disease is associated with the incidence of atrial fibrillation: the Atherosclerosis Risk in Communities (ARIC) study. *Circulation* 2011;**123**:2946–2953.
  35. White WB, Cannon CP, Heller SR, Nissen SE, Bergenstal RM, Bakris GL, Perez AT, Fleck PR, Mehta CR, Kupfer S, Wilson C, Cushman WC, Zannad F; EXAMINE Investigators. Alogliptin after acute coronary syndrome in patients with type 2 diabetes. *N Engl J Med* 2013;**369**:1327–1335.
  36. McMurray JJ, Ponikowski P, Bolli GB, Lukashevich V, Kozlovski P, Kothny VV, Lewsey JD, Krum H; VIVID Trial Committees and Investigators. Effects of vildagliptin on ventricular function in patients with type 2 diabetes mellitus and heart failure: a randomized placebo-controlled trial. *JACC Heart Fail* 2018;**6**:8–17.
  37. Li L, Li S, Deng K, Liu J, Vandvik PO, Zhao P, Zhang L, Shen J, Bala MM, Sohani ZN, Wong E, Busse JW, Ebrahim S, Malaga G, Rios LP, Wang Y, Chen Q, Guyatt GH, Sun X. Dipeptidyl peptidase-4 inhibitors and risk of heart failure in type 2 diabetes: systematic review and meta-analysis of randomised and observational studies. *BMJ* 2016;**352**:i610.
  38. Kongwacharapong J, Dilokthornsakul P, Nathisuwan S, Phrommintikul A, Chaiyakunapruk N. Effect of dipeptidyl peptidase-4 inhibitors on heart failure: a meta-analysis of randomized clinical trials. *Int J Cardiol* 2016;**211**:88–95.
  39. Husain M, Birkenfeld AL, Donsmark M, Dungan K, Eliaschewitz FG, Franco DR, Jeppesen OK, Lingvay I, Mosenzon O, Pedersen SD, Tack CJ, Thomsen M, Vilsbøll T, Warren ML, Bain SC; PIONEER 6 Investigators. Oral semaglutide and cardiovascular outcomes in patients with type 2 diabetes. *N Engl J Med* 2019;**381**:841–851.
  40. Holman RR, Bethel MA, Mentz RJ, Thompson VP, Lokhnygina Y, Buse JB, Chan JC, Choi J, Gustavson SM, Iqbal N, Maggioni AP, Marso SP, Öhman P, Pagidipati NJ, Poulter N, Ramachandran A, Zinman B, Hernandez AF; EXSCeL Study Group. Effects of once-weekly exenatide on cardiovascular outcomes in type 2 diabetes. *N Engl J Med* 2017;**377**:1228–1239.
  41. Marso SP, Daniels GH, Brown-Frandsen K, Kristensen P, Mann JF, Nauck MA, Nissen SE, Pocock S, Poulter NR, Ravn LS, Steinberg WM, Stockner M, Zinman B, Bergenstal RM, Buse JB; LEADER Steering Committee; LEADER Trial Investigators. Liraglutide and cardiovascular outcomes in type 2 diabetes. *N Engl J Med* 2016;**375**:311–322.
  42. Marso SP, Bain SC, Consoli A, Eliaschewitz FG, Jodar E, Leiter LA, Lingvay I, Rosenstock J, Seufert J, Warren ML, Woo V, Hansen O, Holst AG, Pettersson J, Vilsbøll T; SUSTAIN-6 Investigators. Semaglutide and cardiovascular outcomes in patients with type 2 diabetes. *N Engl J Med* 2016;**375**:1834–1844.
  43. Pieber TR, Bode B, Mertens A, Cho YM, Christiansen E, Hertz CL, Wallenstein SO, Buse JB; PIONEER 7 Investigators. Efficacy and safety of oral semaglutide with flexible dose adjustment versus sitagliptin in type 2 diabetes (PIONEER 7): a multicentre, open-label, randomised, phase 3a trial. *Lancet Diabetes Endocrinol* 2019;**7**:528–539.
  44. Hernandez AF, Green JB, Janmohamed S, D'Agostino RB Sr, Granger CB, Jones NP, Leiter LA, Rosenberger AE, Sigmon KN, Somerville MC, Thorpe KM, McMurray JJ, Del Prato S; Harmony Outcomes Committees and Investigators. Albiglutide and cardiovascular outcomes in patients with type 2 diabetes and cardiovascular disease (Harmony Outcomes): a double-blind, randomised placebo-controlled trial. *Lancet* 2018;**392**:1519–1529.
  45. Gerstein HC, Colhoun HM, Dagenais GR, Diaz R, Lakshmanan M, Pais P, Probstfield J, Riesenmeyer JS, Riddle MC, Rydén L, Xavier D, Atisso CM, Dyal L, Hall S, Rao-Melacini P, Wong G, Avezum A, Basile J, Chung N, Conget I, Cushman WC, Franek E, Hancu N, Hanefeld M, Holt S, Jansky P, Keltai M, Lanas F, Leiter LA, Lopez-Jaramillo P, Cardona Munoz EG, Pirags V, Pogosova N, Raubenheimer PJ, Shaw JE, Sheu WH, Temelkova-Kurktschiev T; REWIND Investigators. Dulaglutide and cardiovascular outcomes in type 2 diabetes (REWIND): a double-blind, randomised placebo-controlled trial. *Lancet* 2019;**394**:121–130.
  46. Saraiva FK, Sposito AC. Cardiovascular effects of glucagon-like peptide 1 (GLP-1) receptor agonists. *Cardiovasc Diabetol* 2014;**13**:142.
  47. Komajda M, Tavazzi L, Francq BG, Böhm M, Borer JS, Ford I, Swedberg K; SHIFT Investigators. Efficacy and safety of ivabradine in patients with chronic systolic heart failure and diabetes: an analysis from the SHIFT trial. *Eur J Heart Fail* 2015;**17**:1294–1301.
  48. Meier JJ, Rosenstock J, Hincelin-Mery A, Roy-Duval C, Delfolie A, Coester HV, Menge BA, Forst T, Kapitza C. Contrasting effects of lixisenatide and liraglutide on postprandial glycemic control, gastric emptying, and safety parameters in patients with type 2 diabetes on optimized insulin glargine with or without metformin: a randomized, open-label trial. *Diabetes Care* 2015;**38**:1263–1273.
  49. Jorsal A, Kistorp C, Holmager P, Tougaard RS, Nielsen R, Hanselmann A, Nilsson B, Møller JE, Hjort J, Rasmussen J, Boesgaard TW, Schou M, Videbaek L, Gustafsson I, Flyvbjerg A, Wiggers H, Tarnow L. Effect of liraglutide, a glucagon-like peptide-1 analogue, on left ventricular function in stable chronic heart failure patients with and without diabetes (LIVE) – a multicentre, double-blind, randomised, placebo-controlled trial. *Eur J Heart Fail* 2017;**19**:69–77.
  50. Margulies KB, Hernandez AF, Redfield MM, Givertz MM, Oliveira GH, Cole R, Mann DL, Whellan DJ, Kiernan MS, Felker GM, McNulty SE, Anstrom KJ, Shah MR, Braunwald E, Cappola TP; NHLBI Heart Failure Clinical Research Network. Effects of liraglutide on clinical stability among patients with advanced heart failure and reduced ejection fraction: a randomized clinical trial. *JAMA* 2016;**316**:500–508.
  51. Lepore JJ, Olson E, Demopoulos L, Haws T, Fang Z, Barbour AM, Fossler M, Davila-Roman VG, Russell SD, Gropler RJ. Effects of the novel long-acting GLP-1 agonist, albiglutide, on cardiac function, cardiac metabolism, and exercise capacity in patients with chronic heart failure and reduced ejection fraction. *JACC Heart Fail* 2016;**4**:559–566.
  52. Nauck MA. Update on developments with SGLT2 inhibitors in the management of type 2 diabetes. *Drug Des Devel Ther* 2014;**8**:1335–1380.
  53. de Leeuw AE, de Boer RA. Sodium-glucose cotransporter 2 inhibition: cardio-protection by treating diabetes—a translational viewpoint explaining its potential salutary effects. *Eur Heart J Cardiovasc Pharmacother* 2016;**2**:244–255.
  54. Butler J, Hamo CE, Filippatos G, Pocock SJ, Bernstein RA, Brueckmann M, Cheung AK, George JT, Green JB, Januzzi JL, Kaul S, Lam CS, Lip GY, Marx N, McCullough PA, Mehta CR, Ponikowski P, Rosenstock J, Sattar N, Salsali A, Scirica BM, Shah SJ, Tsutsui H, Verma S, Wanner C, Woerle HJ, Zannad F, Anker SD; EMPEROR Trials Program. The potential role and rationale for treatment of heart failure with sodium-glucose co-transporter 2 inhibitors. *Eur J Heart Fail* 2017;**19**:1390–1400.
  55. Fitchett DH, Udell JA, Inzucchi SE. Heart failure outcomes in clinical trials of glucose-lowering agents in patients with diabetes. *Eur J Heart Fail* 2017;**19**:43–53.
  56. Zinman B, Wanner C, Lachin JM, Fitchett D, Bluhmki E, Hantel S, Mattheus M, Devins T, Johansen OE, Woerle HJ, Broedl UC, Inzucchi SE; EMPA-REG OUTCOME Investigators. Empagliflozin, cardiovascular outcomes, and mortality in type 2 diabetes. *N Engl J Med* 2015;**373**:2117–2128.
  57. Fitchett D, Zinman B, Wanner C, Lachin JM, Hantel S, Salsali A, Johansen OE, Woerle HJ, Broedl UC, Johansen OE, Albers GW, Diener HC; EMPA-REG OUTCOME Investigators. Heart failure outcomes with empagliflozin in patients with type 2 diabetes at high cardiovascular risk: results of the EMPA-REG OUTCOME® trial. *Eur Heart J* 2016;**37**:1526–1534.
  58. Januzzi J, Ferreira JP, Böhm M, Kaul S, Wanner C, Brueckmann M, Petrie MC, Ofstad AP, Zeller C, George J, Fitchett D, Zannad F. Empagliflozin reduces the risk of a broad spectrum of heart failure outcomes regardless of heart failure status at baseline. *Eur J Heart Fail* 2019;**21**:386–368.
  59. Zinman B, Inzucchi SE, Lachin JM, Wanner C, Fitchett D, Kohler S, Mattheus M, Woerle HJ, Broedl UC, Johansen OE, Albers GW, Diener HC; EMPA-REG OUTCOME Investigators (Empagliflozin Cardiovascular Outcome Event Trial in Type 2 Diabetes Mellitus Patients). Empagliflozin and cerebrovascular events in patients with type 2 diabetes mellitus at high cardiovascular risk. *Stroke* 2017;**48**:1218–1225.
  60. Neal B, Perkovic V, Mahaffey KW, de Zeeuw D, Fulcher G, Erond N, Shaw W, Law G, Desai M, Matthews DR; CANVAS Program Collaborative Group. Canagliflozin and cardiovascular and renal events in type 2 diabetes. *N Engl J Med* 2017;**377**:644–657.
  61. Figtree GA, Radholm K, Barrett TD, Perkovic V, Mahaffey KW, de Zeeuw D, Fulcher G, Matthews DR, Shaw W, Neal B. Effects of canagliflozin on heart failure outcomes associated with preserved and reduced ejection fraction in type 2 diabetes mellitus. *Circulation* 2019;**139**:2591–2593.
  62. Perkovic V, Jardine MJ, Neal B, Bompont S, Heerspink HJL, Charytan DM, Edwards R, Agarwal R, Bakris G, Bull S, Cannon CP, Capuano G, Chu PL, de Zeeuw D, Greene T, Levin A, Pollock C, Wheeler DC, Yavin Y, Zhang H, Zinman B, Meininger G, Brenner BM, Mahaffey KW; CREDESCENCE Trial Investigators. Canagliflozin and renal outcomes in type 2 diabetes and nephropathy. *N Engl J Med* 2019;**380**:2295–2306.
  63. Wiviott SD, Raz I, Bonaca MP, Mosenzon O, Kato ET, Cahn A, Silverman MG, Zelniker TA, Kuder JF, Murphy SA, Bhatt DL, Leiter LA, McGuire DK, Wilding JPH, Ruff CT, Gause-Nilsson IAM, Fredriksson M, Johansson PA, Langkilde AM,



- Sabatine MS; DECLARE–TIMI 58 Investigators. Dapagliflozin and cardiovascular outcomes in type 2 diabetes. *N Engl J Med* 2019;**380**:347–357.
64. Kato ET, Silverman MG, Mosenzon O, Zelniker TA, Cahn A, Furtado RH, Kuder J, Murphy SA, Bhatt DL, Leiter LA, McGuire DK, Wilding JP, Bonaca MP, Ruff CT, Desai AS, Goto S, Johansson PA, Gause-Nilsson I, Johanson P, Langkilde AM, Raz I, Sabatine MS, Wiviott SD. Effect of dapagliflozin on heart failure and mortality in type 2 diabetes mellitus. *Circulation* 2019;**139**:2528–2536.
  65. Furtado RH, Bonaca MP, Raz I, Zelniker TA, Mosenzon O, Cahn A, Kuder J, Murphy SA, Bhatt DL, Leiter LA, McGuire DK, Wilding JP, Ruff CT, Nicolau JC, Gause-Nilsson IA, Fredriksson M, Langkilde AM, Sabatine MS, Wiviott SD. Dapagliflozin and cardiovascular outcomes in patients with type 2 diabetes and prior myocardial infarction: a sub-analysis from DECLARE TIMI-58 trial. *Circulation* 2019;**139**:2516–2527.
  66. Inzucchi SE, Zinman B, Fitchett D, Wanner C, Ferrannini E, Schumacher M, Schmoor C, Ohneberg C, Johnsen OE, George JT, Hantel S, Bluhmki E, Lachin JM. How does empagliflozin reduce cardiovascular mortality? Insights from a mediation analysis of the EMPA-REG OUTCOME trial. *Diabetes Care* 2018;**41**:356–363.
  67. Pabel S, Wagner S, Bollenberg H, Bengel P, Kovács Á, Schach C, Tirilomis P, Mustroph J, Renner A, Gummert J, Fischer T, van Linthout S, Tschöpe C, Streckfuss-Bömeke K, Hasenfuss G, Maier LS, Hamdani N, Sossalla S. Empagliflozin directly improves diastolic function in human heart failure. *Eur J Heart Fail* 2018;**20**:1690–1700.
  68. Verma S, Garg A, Yan AT, Gupta AK, Al-Omran M, Sabongui A, Teoh H, Mazer CD, Connelly KA. Effect of empagliflozin on left ventricular mass and diastolic function in individuals with diabetes: an important clue to the EMPA-REG OUTCOME trial? *Diabetes Care* 2016;**39**:e212–e213.
  69. Verma S, Mazer CD, Yan AT, Mason T, Garg V, Teoh H, Zuo F, Quan A, Farkouh ME, Fitchett DH, Goodman SG, Goldenberg RM, Al-Omran M, Gilbert RE, Bhatt DL, Leiter LA, Jüni P, Zinman B, Connelly KA; EMPA-HEART CardioLink-6 Investigators. Effect of empagliflozin on left ventricular mass in patients with type 2 diabetes and coronary artery disease: the EMPA-HEART CardioLink-6 randomized clinical trial. *Circulation* 2019;**140**:1693–1702.
  70. Davies MJ, D'Alessio DA, Fradkin J, Kernan WN, Mathieu C, Mingrone G, Rossing P, Tsapas A, Wexler DJ, Buse JB. Management of hyperglycaemia in type 2 diabetes, 2018. A consensus report by the American Diabetes Association (ADA) and the European Association for the Study of Diabetes (EASD). *Diabetologia* 2018;**61**:2461–2498.
  71. Zelniker TA, Wiviott SD, Raz I, Im K, Goodrich EL, Bonaca MP, Mosenzon O, Kato ET, Cahn A, Furtado RH, Bhatt DL, Leiter LA, McGuire DK, Wilding JP, Sabatine MS. SGLT2 inhibitors for primary and secondary prevention of cardiovascular and renal outcomes in type 2 diabetes: a systematic review and meta-analysis of cardiovascular outcome trials. *Lancet* 2019;**393**:31–39.
  72. Piepoli MF, Hoes AW, Agewall S, Albus C, Brotons C, Catapano AL, Cooney MT, Corrà U, Cosyns B, Deaton C, Graham I, Hall MS, Hobbs FD, Løchen ML, Löllgen H, Marques-Vidal P, Perk J, Prescott E, Redon J, Richter DJ, Sattar N, Smulders Y, Tiberi M, van der Worp HB, van Dis I, Verschuren WM. 2016 European Guidelines on cardiovascular disease prevention in clinical practice: the Sixth Joint Task Force of the European Society of Cardiology and Other Societies on Cardiovascular Disease Prevention in Clinical Practice (constituted by representatives of 10 societies and by invited experts): developed with the special contribution of the European Association for Cardiovascular Prevention & Rehabilitation (EACPR). *Eur J Prev Cardiol* 2016;**23**:NP1–NP96.
  73. Seferovic PM, Ponikowski P, Anker SD, Bauersachs J, Chioncel O, JG C, de Boer RA, Drexel H, Ben Gal T, Hill L, Jaarsma T, Jankowska EA, Anker MS, Lainscak M, Lewis BS, McDonagh T, Metra M, Milicic D, Mullens W, Piepoli MF, Rosano G, Ruschitzka F, Volterrani M, Voors AA, Filippatos G, Coats AJ. Clinical practice update on heart failure 2019: pharmacotherapy, procedures, devices and patient management. An expert consensus meeting report of the Heart Failure Association of the European Society of Cardiology. *Eur J Heart Fail* 2019;**21**:1169–1186.
  74. Das SR, Everett BM, Birtcher KK, Brown JM, Cefalu WT, Januzzi JJ Jr, Kalyani RR, Kosiborod M, Magwire ML, Morris PB, Sperling LS. 2018 ACC expert consensus decision pathway on novel therapies for cardiovascular risk reduction in patients with type 2 diabetes and atherosclerotic cardiovascular disease: a report of the American College of Cardiology Task Force on Expert Consensus Decision Pathways. *J Am Coll Cardiol* 2018;**72**:3200–3223.
  75. Tsimihodimos V, Filippas-Nteokouan S, Elisaf M. SGLT1 inhibition: pros and cons. *Eur J Pharmacol* 2018;**838**:153–156.
  76. Wang Z, Sun J, Han R, Fan D, Dong X, Luan Z, Xiang R, Zhao M, Yang J. Efficacy and safety of sodium-glucose cotransporter-2 inhibitors versus dipeptidyl peptidase-4 inhibitors as monotherapy or add-on to metformin in patients with type 2 diabetes mellitus: a systematic review and meta-analysis. *Diabetes Obes Metab* 2018;**20**:113–120.
  77. Taylor SI, Blau JE, Rother KI. SGLT2 inhibitors may predispose to ketoacidosis. *J Clin Endocrinol Metab* 2015;**100**:2849–2852.
  78. Peters AL, Buschur EO, Buse JB, Cohan P, Diner JC, Hirsch IB. Euglycemic diabetic ketoacidosis: a potential complication of treatment with sodium-glucose cotransporter 2 inhibition. *Diabetes Care* 2015;**38**:1687–1693.
  79. Lupsa BC, Inzucchi SE. Use of SGLT2 inhibitors in type 2 diabetes: weighing the risks and benefits. *Diabetologia* 2018;**61**:2118–2125.
  80. Cosentino F, Grant PJ, Aboyans V, Bailey CJ, Ceriello A, Delgado V, Federici M, Filippatos G, Grobbee DE, Hansen TB, Huikuri HV, Johansson I, Jüni P, Lettino M, Marx N, Mellbin LG, Östgren CJ, Rocca B, Roffi M, Sattar N, Seferović PM, Sousa-Uva M, Valensi P, Wheeler DC. 2019 ESC guidelines on diabetes, pre-diabetes, and cardiovascular diseases developed in collaboration with the EASD. *Eur Heart J* 2020;**41**:255–323.
  81. Shah DD, Fonarow GC, Horwich TB. Metformin therapy and outcomes in patients with advanced systolic heart failure and diabetes. *J Card Fail* 2010;**16**:200–206.
  82. Evans JM, Doney AS, AlZadjali MA, Ogston SA, Petrie JR, Morris AD, Struthers AD, Wong AK, Lang CC. Effect of metformin on mortality in patients with heart failure and type 2 diabetes mellitus. *Am J Cardiol* 2010;**106**:1006–1010.
  83. Aguilar D, Chan WW, Bozkurt B, Ramasubbu K, Deswal A. Metformin use and mortality in ambulatory patients with diabetes and heart failure. *Circ Heart Fail* 2011;**4**:53–58.
  84. Eurich DT, Majumdar SR, McAlister FA, Tsuyuki RT, Johnson JA. Improved clinical outcomes associated with metformin in patients with diabetes and heart failure. *Diabetes Care* 2005;**28**:2345–2351.
  85. Eurich DT, Weir DL, Majumdar SR, Tsuyuki RT, Johnson JA, Tjosvold L, Vanderloo SE, McAlister FA. Comparative safety and effectiveness of metformin in patients with diabetes mellitus and heart failure: systematic review of observational studies involving 34,000 patients. *Circ Heart Fail* 2013;**6**:395–402.
  86. Crowley MJ, Diamantidis CJ, McDuffie JR, Cameron CB, Stanifer JW, Mock CK, Wang X, Tang S, Nagi A, Kosinski AS, Williams JW Jr. Clinical outcomes of metformin use in populations with chronic kidney disease, congestive heart failure, or chronic liver disease: a systematic review. *Ann Intern Med* 2017;**166**:191–200.
  87. Dormandy JA, Charbonnel B, Eckland DJ, Erdmann E, Massi-Benedetti M, Moules IK, Skene AM, Tan MH, Lefebvre PJ, Murray GD, Standl E, Wilcox RG, Wilhelmsen L, Betteridge J, Birkeland K, Golay A, Heine RJ, Korányi L, Laakso M, Mokán M, Norkus A, Pirags V, Podar T, Scheen A, Scherbaum WV, Scherthaner G, Schmitz O, Skrha J, Smith U, Taton J; PROactive Investigators. Secondary prevention of macrovascular events in patients with type 2 diabetes in the PROactive Study (PROspective pioglitAzone Clinical Trial in macroVascular Events): a randomised controlled trial. *Lancet* 2005;**366**:1279–1289.
  88. Home PD, Pocock SJ, Beck-Nielsen H, Curtis PS, Gomis R, Hanefeld M, Jones NP, Komajda M, McMurray JJ; RECORD Study Team. Rosiglitazone evaluated for cardiovascular outcomes in oral agent combination therapy for type 2 diabetes (RECORD): a multicentre, randomised, open-label trial. *Lancet* 2009;**373**:2125–2135.
  89. Komajda M, McMurray JJ, Beck-Nielsen H, Gomis R, Hanefeld M, Pocock SJ, Curtis PS, Jones NP, Home PD. Heart failure events with rosiglitazone in type 2 diabetes: data from the RECORD clinical trial. *Eur Heart J* 2010;**31**:824–831.
  90. Hernandez AV, Usmani A, Rajamanickam A, Moheet A. Thiazolidinediones and risk of heart failure in patients with or at high risk of type 2 diabetes mellitus: a meta-analysis and meta-regression analysis of placebo-controlled randomized clinical trials. *Am J Cardiovasc Drugs* 2011;**11**:115–128.
  91. Yang T, Soodvilai S. Renal and vascular mechanisms of thiazolidinedione-induced fluid retention. *PPAR Res* 2008;**2008**:943614.
  92. UK Prospective Diabetes Study (UKPDS) Group. Intensive blood-glucose control with sulphonylureas or insulin compared with conventional treatment and risk of complications in patients with type 2 diabetes (UKPDS 33). *Lancet* 1998;**352**:837–853.
  93. Roumie CL, Min JY, D'Agostino McGowan L, Presley C, Grijalva CG, Hackstadt AJ, Hung AM, Greevy RA, Elasy T, Griffin MR. Comparative safety of sulfonylurea and metformin monotherapy on the risk of heart failure: a cohort study. *J Am Heart Assoc* 2017;**6**:e005379.
  94. Hippisley-Cox J, Coupland C. Diabetes treatments and risk of heart failure, cardiovascular disease, and all cause mortality: cohort study in primary care. *BMJ* 2016;**354**:i3477.
  95. Roussel R, Lorrain J, Rodriguez A, Salaun-Martin C. Overview of data concerning the safe use of antihyperglycemic medications in type 2 diabetes mellitus and chronic kidney disease. *Adv Ther* 2015;**32**:1029–1064.
  96. Tong L, Adler S. Glycemic control of type 2 diabetes mellitus across stages of renal impairment: information for primary care providers. *Postgrad Med* 2018;**130**:381–393.

97. Pocock SJ, Wang D, Pfeffer MA, Yusuf S, McMurray JJ, Swedberg KB, Ostergren J, Michelson EL, Pieper KS, Granger CB. Predictors of mortality and morbidity in patients with chronic heart failure. *Eur Heart J* 2006;**27**: 65–75.
98. Gerstein HC, Miller ME, Byington RP, Goff DC Jr, Bigger JT, Buse JB, Cushman WC, Genuth S, Ismail-Beigi F, Grimm RH Jr, Probstfield JL, Simons-Morton DG, Friedewald WT; Action to Control Cardiovascular Risk in Diabetes Study Group. Effects of intensive glucose lowering in type 2 diabetes. *N Engl J Med* 2008;**358**:2545–2559.
99. Skott P, Hother-Nielsen O, Bruun NE, Giese J, Nielsen MD, Beck-Nielsen H, Parving HH. Effects of insulin on kidney function and sodium excretion in healthy subjects. *Diabetologia* 1989;**32**:694–699.
100. Rocchini AP, Katch V, Kveselis D, Moorehead C, Martin M, Lampman R, Gregory M. Insulin and renal sodium retention in obese adolescents. *Hypertension* 1989;**14**:367–374.
101. Smooke S, Horwich TB, Fonarow GC. Insulin-treated diabetes is associated with a marked increase in mortality in patients with advanced heart failure. *Am Heart J* 2005;**149**:168–174.